

Instructions for Administering Each Section



Select the “Start” box on the screen. Follow along while I read the directions on the screen. You may need to use the scroll bar on the right to follow along. Do NOT select any other “Start” button until I tell you to do so.

Today, you will take Section __ (1, 2, 3, or 4) of the Grade __ (fill in the appropriate grade) English Language Arts/Literacy Test.

(Read the statement next to the correct Grade and Section.)

(Read the appropriate Section for Grade 3 only.)

For Section 1, say: **There will be no more than 27 questions in this Section.**

For Section 2, say: **There will be no more than 20 questions in this Section.**

For Section 3, say: **There will be no more than 8 questions in this Section.**

For Section 4, say: **There will be no more than 19 questions in this Section.**

(Read the appropriate Section for Grades 4, 5, and 6 only.)

For Section, 1 say: **There will be no more than 18 questions in this Section.**

For Section 2, say: **There will be no more than 16 questions in this Section.**

For Section 3, say: **There will be no more than 10 questions in this Section.**

For Section 4, say: **There will be no more than 14 questions in this Section.**

(Read the appropriate Section for Grades 7, 8, and 10 only.)

For Section 1, say: **There will be no more than 16 questions in this Section.**

For Section 2, say: **There will be no more than 8 questions in this Section.**

For Section 3, say: **There will be no more than 10 questions in this Section.**

For Section 4, say: **There will be no more than 16 questions in this Section.**

Read each passage and question. Then, follow the directions to answer each question.

Be sure to scroll to see all parts of a question and answer exactly as asked.

One of the questions may ask you to write a response. Enter your response in the box provided on your screen. There will be enough space for you to complete your response. If your response is longer than the space provided, a scroll bar will appear. You will be able to use the scroll bar to review your entire response. Only responses entered in the box will be scored.

The arrow to move forward will already be blue. A pop-up message will appear if you click the arrow to move forward, but have not answered all parts of the question. You may bookmark a question to review later in the test, but you will not be able to move to the next question until you have fully answered the question.

If you finish early you may review your answers and any questions you have bookmarked in that Section.

Instructions for Administering All Accommodated Online Sections

Say

Select the “Start” box on the screen. Follow along while I read the directions on the screen. You may need to use the scroll bar on the right to follow along. Do NOT select any other “Start” button until I tell you to do so.

Today, you will take Section __ (1, 2, 3, or 4) of the Grade __ (fill in the appropriate grade) English Language Arts/Literacy Test.

(Read the statement next to the correct Grade and Section.)

(Read the appropriate Section for Grade 3 only.)

For Section 1, say: **There will be no more than 25 questions in this Section.**

For Section 2, say: **There will be no more than 8 questions in this Section.**

For Section 3, say: **There will be no more than 7 questions in this Section.**

For Section 4, say: **There will be no more than 19 questions in this Section.**

(Read the appropriate Section for Grades 4, 5, and 6 only.)

For Section, 1 say: **There will be no more than 17 questions in this Section.**

For Section 2, say: **There will be no more than 9 questions in this Section.**

For Section 3, say: **There will be no more than 9 questions in this Section.**

For Section 4, say: **There will be no more than 14 questions in this Section.**

(Read the appropriate Section for Grades 7, 8, and 10 only.)

For Section 1, say: **There will be no more than 14 questions in this Section.**

For Section 2, say: **There will be no more than 8 questions in this Section.**

For Section 3, say: **There will be no more than 10 questions in this Section.**

For Section 4, say: **There will be no more than 14 questions in this Section.**


Read each passage and question. Then, follow the directions to answer each question.

Be sure to scroll to see all parts of a question and answer exactly as asked.


One of the questions may ask you to write a response. Enter your response in the box provided on your screen. There will be enough space for you to complete your response. If your response is longer than the space provided, a scroll bar will appear. You will be able to use the scroll bar to review your entire response. Only responses entered in the box will be scored.

If you finish early you may review your answers and any questions you have bookmarked in that Section.

Instructions for Administering All Accommodated Online Sections (continued)

	<p>This is the end of the directions on your screen. Do not go on until you are told to do so.</p> <p>Some words or phrases will be underlined. If you see any underlined words or phrases, you can click the link to display a pop-up glossary which will provide you with the definition of the word or phrase.</p> <p>During testing, raise your hand if you have any difficulties with your testing device, so that I can assist you. I will not be able to help you with test questions or the online tools during the test.</p> <p>Once you have reviewed your work in this Section, you should submit the test. Once you have submitted the test, you may not sign back in. You must Submit your test and not just close your device.</p>
---	--


Read only one choice from OPTION A, B, or C below based on your LEA or LEA 24 policy (refer to your School Test Coordinator).

	<p>OPTION A</p> <p>After you have submitted the test, sit quietly until the Section has ended.</p>
	<p>OPTION B</p> <p>After you have submitted the test, I will dismiss you.</p>
	<p>OPTION C</p> <p>After you have submitted the test, you may read a book or other allowable materials until the Section has ended.</p>

	<p>Do you have any questions?</p>
---	--

Answer any questions.

Instructions for Starting the Test

	<p>Read this direction for Section 1 only.</p> <p>Scroll to the bottom of the screen.</p> <p>(Pause.)</p> <p>Select the “Start” button.</p> <p>(Pause.)</p> <p>You should now be in the test.</p>
---	--