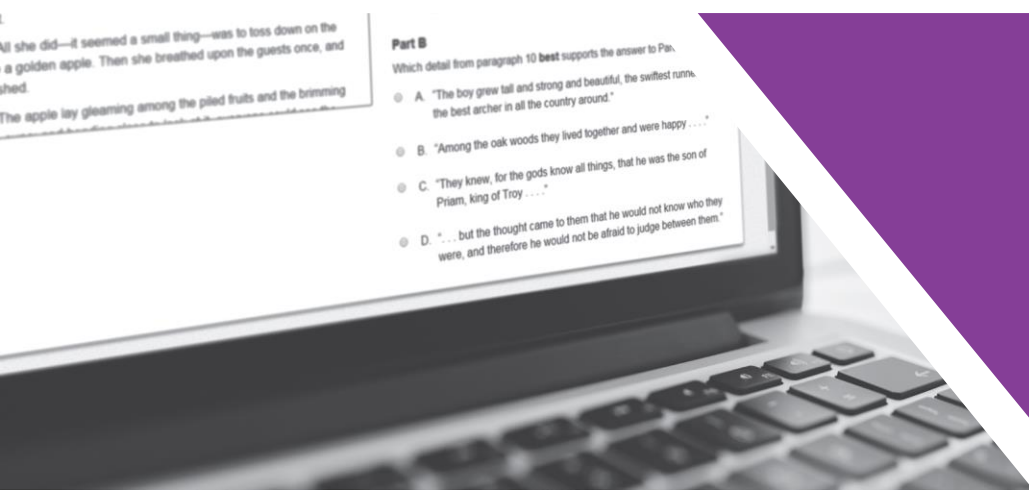


Spring &  
Early Fall  
2021



# MCAP Preliminary Roster Report Guide

## 1.0 General Information for Educators

### 1.1 Introduction

The Maryland Comprehensive Assessment Program (MCAP) will provide students, parents, and educators with test results better student information at a faster pace. The goal remains the same: to gather information that helps Maryland schools strengthen our instruction and improve student performance so that our graduates are ready to move into the workforce or a postsecondary institution.

### 1.2 Confidentiality of Reporting Results

Individual student performance results on the MCAP are confidential and may be released only in accordance with the Family Educational Rights and Privacy Act of 1974 (20 U.S.C. Section 1232g).

### 1.3 Purpose of this Guide

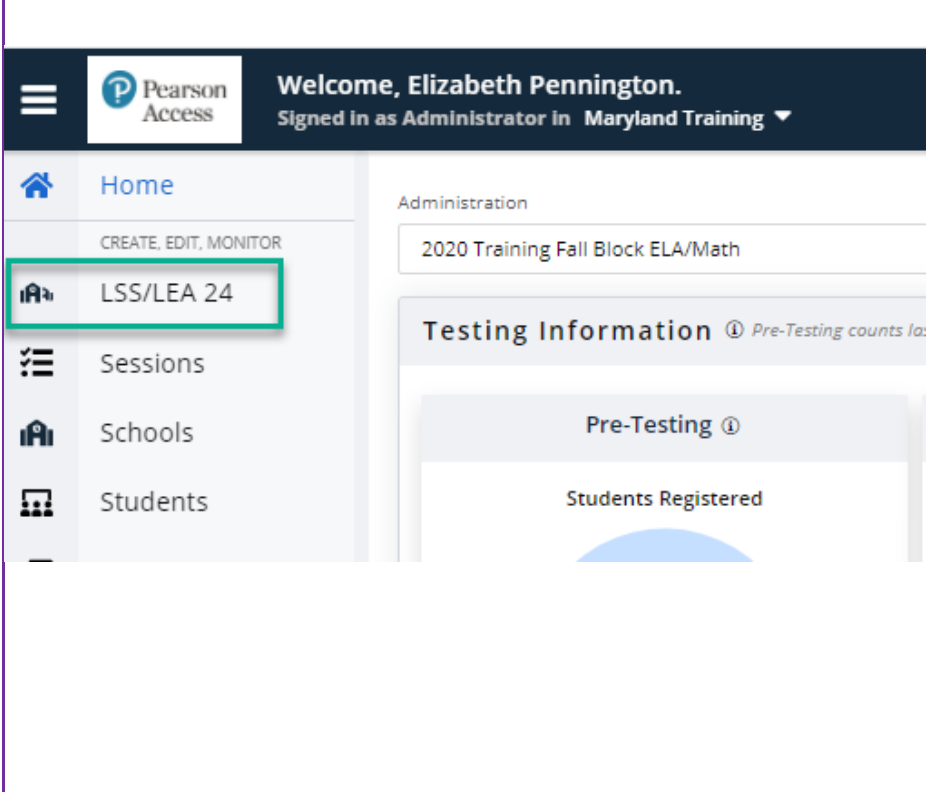
This guide provides information on the Preliminary Roster Report provided for MCAP results. Section 2.0 provides directions on accessing the reports and Section 3.0, outlines and explains elements of the Preliminary Roster Report.

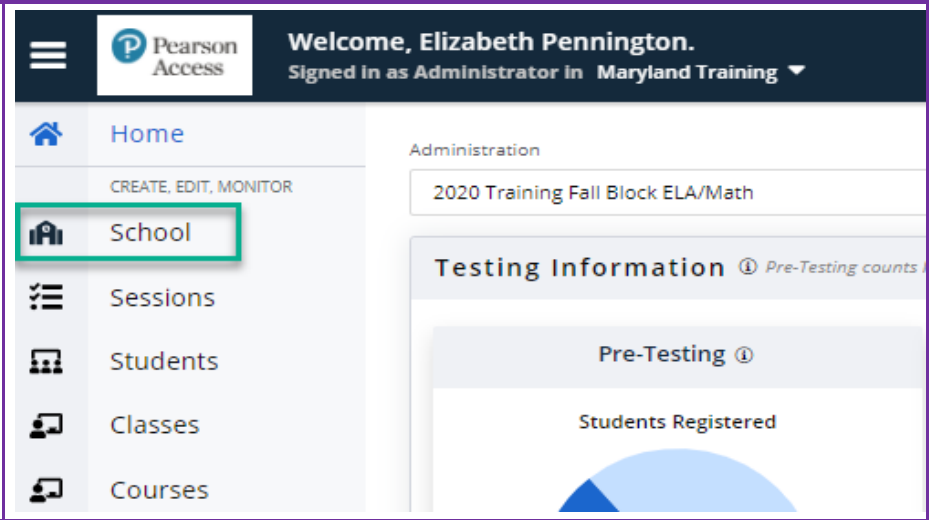
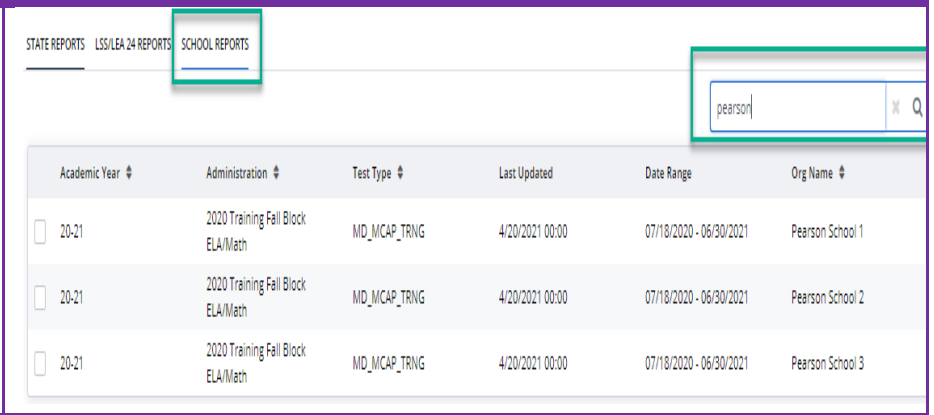
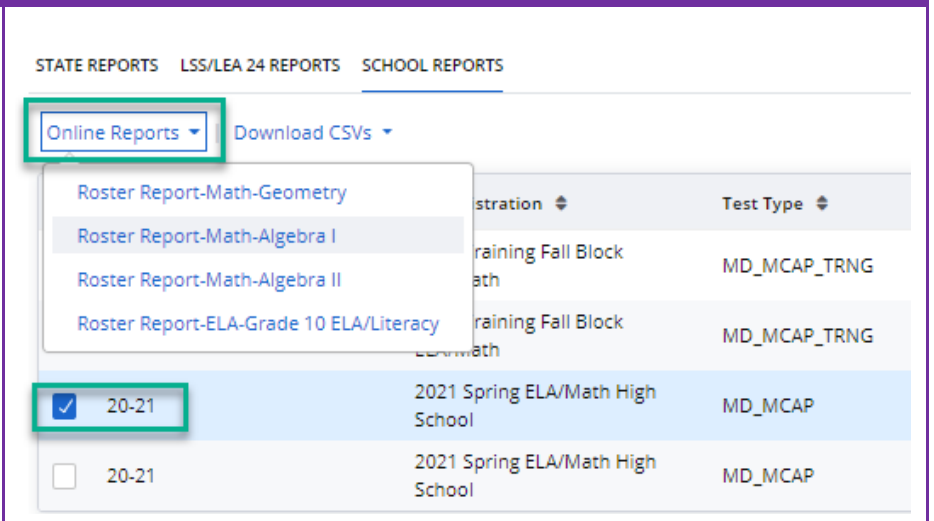
Sample reports included in this guide are for illustration purposes only. They are provided to show the basic layout and information the report provides. Sample reports do not include actual data from any test administration.

## 2.0 Accessing the Reports

### 2.1 How to Access the Preliminary Report?

The Preliminary Roster Report can be accessed in Pearson Access by following these steps:

<ul style="list-style-type: none"> <li>• If at the district level, select LSS/LEA24</li> </ul> <p>Note: The Preliminary Report is a school level report. There is not a LSS/LEA24 level report.</p>	 <p>The screenshot shows the Pearson Access user interface. At the top, it says 'Welcome, Elizabeth Pennington. Signed in as Administrator in Maryland Training'. Below this is a navigation menu with options: Home, LSS/LEA 24 (highlighted with a green box), Sessions, Schools, and Students. To the right, there is a section for 'Administration' showing '2020 Training Fall Block ELA/Math' and a 'Testing Information' section with a 'Pre-Testing' sub-section and a 'Students Registered' button.</p>
---	--

<ul style="list-style-type: none"> <li>If at the school level, select School</li> </ul>	 <p>Welcome, Elizabeth Pennington. Signed in as Administrator in Maryland Training</p> <p>Home   Administration   2020 Training Fall Block ELA/Math</p> <p>Testing Information (Pre-Testing counts)</p> <p>Pre-Testing (Students Registered)</p> <p>School   Sessions   Students   Classes   Courses</p>																								
<ul style="list-style-type: none"> <li>Select the tab called "School Reports" and type in the school name to review the reports.</li> </ul>	 <p>STATE REPORTS   LSS/LEA 24 REPORTS   SCHOOL REPORTS</p> <p>Search: pearson</p> <table border="1"> <thead> <tr> <th>Academic Year</th> <th>Administration</th> <th>Test Type</th> <th>Last Updated</th> <th>Date Range</th> <th>Org Name</th> </tr> </thead> <tbody> <tr> <td><input type="checkbox"/> 20-21</td> <td>2020 Training Fall Block ELA/Math</td> <td>MD_MCAP_TRNG</td> <td>4/20/2021 00:00</td> <td>07/18/2020 - 06/30/2021</td> <td>Pearson School 1</td> </tr> <tr> <td><input type="checkbox"/> 20-21</td> <td>2020 Training Fall Block ELA/Math</td> <td>MD_MCAP_TRNG</td> <td>4/20/2021 00:00</td> <td>07/18/2020 - 06/30/2021</td> <td>Pearson School 2</td> </tr> <tr> <td><input type="checkbox"/> 20-21</td> <td>2020 Training Fall Block ELA/Math</td> <td>MD_MCAP_TRNG</td> <td>4/20/2021 00:00</td> <td>07/18/2020 - 06/30/2021</td> <td>Pearson School 3</td> </tr> </tbody> </table>	Academic Year	Administration	Test Type	Last Updated	Date Range	Org Name	<input type="checkbox"/> 20-21	2020 Training Fall Block ELA/Math	MD_MCAP_TRNG	4/20/2021 00:00	07/18/2020 - 06/30/2021	Pearson School 1	<input type="checkbox"/> 20-21	2020 Training Fall Block ELA/Math	MD_MCAP_TRNG	4/20/2021 00:00	07/18/2020 - 06/30/2021	Pearson School 2	<input type="checkbox"/> 20-21	2020 Training Fall Block ELA/Math	MD_MCAP_TRNG	4/20/2021 00:00	07/18/2020 - 06/30/2021	Pearson School 3
Academic Year	Administration	Test Type	Last Updated	Date Range	Org Name																				
<input type="checkbox"/> 20-21	2020 Training Fall Block ELA/Math	MD_MCAP_TRNG	4/20/2021 00:00	07/18/2020 - 06/30/2021	Pearson School 1																				
<input type="checkbox"/> 20-21	2020 Training Fall Block ELA/Math	MD_MCAP_TRNG	4/20/2021 00:00	07/18/2020 - 06/30/2021	Pearson School 2																				
<input type="checkbox"/> 20-21	2020 Training Fall Block ELA/Math	MD_MCAP_TRNG	4/20/2021 00:00	07/18/2020 - 06/30/2021	Pearson School 3																				
<ul style="list-style-type: none"> <li>Select the check box next to the admin year and if reports are available the option "Online Reports" will appear.</li> </ul>	 <p>STATE REPORTS   LSS/LEA 24 REPORTS   SCHOOL REPORTS</p> <p>Online Reports   Download CSVs</p> <ul style="list-style-type: none"> <li>Roster Report-Math-Geometry</li> <li>Roster Report-Math-Algebra I</li> <li>Roster Report-Math-Algebra II</li> <li>Roster Report-ELA-Grade 10 ELA/Literacy</li> </ul> <table border="1"> <tbody> <tr> <td><input checked="" type="checkbox"/> 20-21</td> <td>2021 Spring ELA/Math High School</td> <td>MD_MCAP</td> </tr> <tr> <td><input type="checkbox"/> 20-21</td> <td>2021 Spring ELA/Math High School</td> <td>MD_MCAP</td> </tr> </tbody> </table>	<input checked="" type="checkbox"/> 20-21	2021 Spring ELA/Math High School	MD_MCAP	<input type="checkbox"/> 20-21	2021 Spring ELA/Math High School	MD_MCAP																		
<input checked="" type="checkbox"/> 20-21	2021 Spring ELA/Math High School	MD_MCAP																							
<input type="checkbox"/> 20-21	2021 Spring ELA/Math High School	MD_MCAP																							

- Select the specific report you are wanting to review.

Online Reports ▾ | Download CSVs ▾

Roster Report-Math-Geometry

**Roster Report-Math-Algebra I**

Roster Report-Math-Algebra II

Roster Report-ELA-Grade 10 ELA/Literacy

## 2.2 Who can Access the Preliminary Roster Report?

The Preliminary Roster Report can be accessed by Administrators, Test Coordinators, Teachers, and Report Administrators. Teachers must be assigned to a Class to see reports for students in that class.

## 3.0 Understanding the MCAP School Reports

### 3.1 Purpose and Use of MCAP Preliminary Results

The purpose of MCAP Preliminary Roster Report is to provide initial scores from the assessments to measure students' progress toward college and career readiness. These results are a helpful tool in evaluating educational programs and student progress. These reports:

- Support improvement planning (e.g., prioritize professional learning and resource decisions, advise program alignment with academic standards, reflect on the effectiveness of school initiatives)

### 3.2 MCAP Preliminary Roster Report

The MCAP Preliminary Roster Report score is based on percent correct. This roster report contains preliminary scores shown as percent correct. These scores do not reflect the constructed response or open-ended items.

In addition, the comparison to the average percent shown may be updated as additional results become available.

### 3.3 Description of Preliminary Roster Report

#### A. Assessment Information

The report heading provides the content area (English language arts/literacy, mathematics, or science) assessed, grade level/course assessed, and assessment year.

#### B. Performance Level Key

The report shows preliminary scores based on percent correct. These scores do not reflect the constructed response or open-ended items. Only available data will display in the report.

#### C. Identification Information

The report lists the student name, SASID, school name, LSS name, and state. Within the State level, Local School System level, and School level it will show the total number of students the Overall Score and Subclaim Scores are based on.

#### D. Subclaim

Within each reporting category are specific skill sets (subclaims) students demonstrate on the

assessments. Each subclaim category includes the header identifying the subclaim; state, district, and school averages; and the student’s performance.

### 3.4 Sample Preliminary Roster Report (ELA/L)

#### Preliminary Roster Report

**A** Grade 10 ELA/Literacy  
2021 Spring ELA/Math High School

Performance Level Key **B**

**0-100% Preliminary Score % Correct**

This roster report contains preliminary scores shown as the percent correct. These scores do not reflect the CR items. Please note that the comparison to the average percent below may also be updated as additional results become available.

Name <b>C</b>	Overall Score	Reading <b>D</b>			
		Score	Informational	Literary	Vocabulary
State Name 20,189 students	66% avg.	67% avg.	68% avg.	66% avg.	67% avg.
Local School System Name 3,576 students	66% avg.	67% avg.	68% avg.	66% avg.	67% avg.
School Name 145 students	66% avg.	67% avg.	68% avg.	66% avg.	67% avg.
Caebe, Kenny 18236745	74%	76%	72%	80%	76%
Ortega, Miguel 972463	74%	76%	72%	80%	76%

### 3.5 Sample Preliminary Roster Report (Mathematics)

#### Preliminary Roster Report

**A** Algebra I  
2021 Spring ELA/Math High School

Performance Level Key

**B** 0-100% Preliminary Score % Correct

This roster report contains preliminary scores shown as the percent correct. These scores do not reflect the CR items. Please note that the comparison to the average percent below may also be updated as additional results become available.

Name <b>C</b>	Overall Score	Score	Content	<b>D</b> Modeling	Reasoning
State Name 20,189 students	<b>66% avg.</b>	67% avg.	68% avg.	66% avg.	67% avg.
Local School System Name 3,576 students	<b>66% avg.</b>	67% avg.	68% avg.	66% avg.	67% avg.
School Name 145 students	<b>66% avg.</b>	67% avg.	68% avg.	66% avg.	67% avg.
Caebe, Kenny 18236745	<b>74%</b>	76%	72%	80%	76%
Ortega, Miguel 972463	<b>74%</b>	76%	72%	80%	76%

### 3.6 Sample Preliminary Roster Report (Science)

**Preliminary Roster Report** Grade 05 Science  
2021 Early Fall Science 14-School

**B** **A**

Performance Level Key  
■ Approached Expectations  
■ Exceeded Expectations  
■ Met Expectations

Only available data will be displayed below

Name	Overall Score	DISCIPLINARY CORE IDEAS (DCI)				
		Earth and Space Science	Life Science	Physical Science	Crosscutting Concepts (CCC)	Science and Engineering Practices (SEP)
Maryland Students: 51	40% avg	40% avg	43% avg	39% avg	38% avg	39% avg
PV E2E SCORING DST2 Students: 58	40% avg	40% avg	43% avg	39% avg	38% avg	39% avg
PV E2E SCORING SCH2 Students: 58	40% avg	40% avg	43% avg	39% avg	38% avg	39% avg
AA00 GRADE/FIVE-FNM_AA/FIVE/LNAME A 0520210001	23%	0%	38%	38%	33%	0%
AB00 GRADE/FIVE-FNM_AB/FIVE/LNAME 0520210027	100%	100%	100%	100%	100%	100%
AC00 GRADE/FIVE-FNM_AC/FIVE/LNAME 0520210059	100%	100%	100%	100%	100%	100%
AM00 GRADE/FIVE-FNM_AM/FIVE/LNAME 0520210087	100%	100%	100%	100%	100%	100%
AN00 GRADE/FIVE-FNM_AN/FIVE/LNAME 0520210126	100%	100%	100%	100%	100%	100%
BA00 GRADE/FIVE-FNM_BA/FIVE/LNAME B 0520210052	100%	100%	100%	100%	100%	100%
BB00 GRADE/FIVE-FNM_BB/FIVE/LNAME	0%	0%	0%	0%	0%	0%

PRELIMINARY REPORT