



Maryland Comprehensive
Assessment Program

TEST COORDINATOR MANUAL



Computer-Based and Paper-Based Testing



- *English Language Arts/Literacy*
- *Mathematics*
- *MISA 5 & 8*
- *Social Studies 8*

2025-2026



Maryland
STATE DEPARTMENT OF EDUCATION



Carey M. Wright, Ed.D.
Superintendent of Schools

Joshua L. Michael, Ph.D.
President, Maryland State Board of Education

Wes Moore
Governor

The Maryland State Department of Education does not discriminate on the basis of age, ancestry, color, creed, gender identity and expression, genetic information, marital status, disability, national origin, race, religion, sex, or sexual orientation in matters affecting employment or in providing access to programs.

For inquiries related to departmental policy, please contact the Equity Assurance and Compliance Office, 410-767-0433 (voice) 410-333-6442 (TTY/TDD).

For more information about the contents of this document, email mcap.msde@maryland.gov.

Copyright © 2025 by The Maryland State Department of Education. All rights reserved.

Developed and published under contract with the Maryland State Department of Education by ETS and NCS Pearson Inc. No part of this publication may be reproduced or distributed in any form or by any means, or stored in a database or retrieval system, without the prior written permission of the Maryland State Department of Education.

ADAM and TestNav™ are Trademarks in the U.S. and other countries of Pearson, Inc., or its affiliate(s).



Contact Information

For Questions About	Who to Contact	Contact Information and Resources
<ul style="list-style-type: none"> Technology, including ADAM and TestNav Test materials 	Customer Support Center	Web: https://support.mdassessments.com Hours: 6:30 a.m. - 7:30 p.m. Eastern Time Telephone: 888-639-0690 Email Webform: Click View Support button under Support. Click “Submit a Pearson Help Desk request” and complete the webform fields. Chat: Sign in to ADAM and select the Chat Now button.
<ul style="list-style-type: none"> State-specific policies Test security Test administration 	LAC or MSDE State Contact	MSDE: Telephone: 410-767-0083 Email: mcap.msde@maryland.gov

Table of Contents

WHAT'S NEW FOR THE SUMMER/FALL 2025 ADMINISTRATIONS?	viii
Reminders	viii
MCAP Participation Requirements	ix
1.0 Overview	1
1.1 About this Manual	1
1.2 Roles of Individuals	2
2.0 Test Security and Administration Policies	4
2.1 Maintaining the Security of Test Materials and Content	5
2.1.1 STC Responsibilities	5
2.1.2 TA Responsibilities for Maintaining Security and Administering Tests	6
2.1.3 Security Forms	7
2.2 Testing Irregularities and Security Breaches	8
2.2.1 Examples of Testing Irregularities and Security Breaches	8
2.2.2 Reporting Testing Irregularities and Security Breaches	9
2.3 Testing Environment	10
Administrative Considerations for All Students	10
Materials Prohibited in the Testing Environment	10
Exceptions for Test Accommodations	11
2.4 Scheduling and Testing Time	11
Administration Dates	11
Section Testing Time	11
2.4.1 Guidelines for Scheduling	14
2.4.2 Make-Up Testing	14
2.4.3 Extended Time	15
2.4.4 Breaks Between Sections	15
Break Policy	15
3.0 BEFORE Testing	17
3.1 Checklist of Tasks for Test Coordinators and Technology Coordinators to Complete BEFORE Testing	17
3.2 ADAM Setup	19
3.2.1 Importing Students and Accommodation Files	19
3.2.2 Assign and Update User Roles	19
3.2.3 Create and Manage Proctor Groups (For Computer-Based Testing Only)	19
3.2.4 Verify Test Form Assignments (Accommodated Computer-Based Testing)	20
3.2.5 Managing Testing for Students Who Transfer	20
3.3 Develop a Test Administration Plan	20
3.3.1 Training Plan	20
3.3.2 Security Plan	21
Security Agreement (Test Administration and Certification of Training Form and Non-Disclosure Agreement)	21
3.3.3 Prepare the Testing Environment	21
3.4 Meet with Technology Coordinators (If applicable)	22
3.5 Complete Technology Setup (For Computer-Based Testing Only)	22

3.5.1 Prepare Student Testing Devices (For Computer-Based Testing Only).....	22
3.5.2 Monitor Computer-Based Testing.....	23
3.6 Establish a Testing Schedule	23
3.7 Schedule Tutoring, Practice Tests, and Training Administrations	23
3.8 Meet with TAs, Proctors, and Accommodators	23
3.9 Organize Test Materials for <u>Computer-Based Testing</u>	24
3.9.1 Secure and Nonsecure Test Materials.....	24
Calculators.....	25
Mathematics Tools for Administration	26
Reminders for the Mathematics Administration.....	27
Wired Headphones/Earbuds	28
Human Reader Scripts.....	28
3.10 Organize Test Materials for <u>Paper-Based Testing</u>	28
3.10.1 Secure and Nonsecure Test Materials.....	28
3.10.2 Receive, Document, and Store Materials.....	29
3.10.3 Account for Damaged Test Books and Answer Documents (For Paper-Based Testing Only).....	31
3.10.4 Additional Orders.....	31
3.11 Finalize Preparations for Computer-Based and Paper-Based Testing	31
3.12 Meet with Students.....	32
4.0 DURING Testing	32
4.1 Computer-Based Testing.....	32
4.1.1 Checklist of Tasks for STCs to Complete DURING Computer-Based Testing.....	32
4.1.2 Managing Proctor Groups in ADAM (Testing Day)	33
4.1.3 Technology Tasks DURING Testing	33
Troubleshooting Computer-Based Testing	33
4.1.4 Monitor Test Activity and Maintain Test Security	34
4.1.5 End-of-Section Tasks	34
Collect Materials	34
Ensure TestNav Sign-out.....	34
Administer Make-Up Testing	35
4.2 Paper-Based Testing	35
4.2.1 Checklist of Tasks for STCs to Complete DURING Paper-Based Testing.....	35
4.2.2 Procedures for Contaminated, Torn, or Damaged Materials	35
Contaminated Test Materials	35
Torn or Damaged Test Materials	36
4.2.3 End-of-Section Tasks	37
Collect Materials	37
Administer Make-Up Testing	37
4.3 Procedures for Testing Irregularities (Testing Day)	38
4.3.1 Dismissing Students for Misconduct.....	38
4.3.2 Item Irregularities During Testing	38
4.3.3 Procedures for Safety Threats and Severe Weather	38
5.0 AFTER Completion of ALL Testing	40
5.1 Computer-Based Testing.....	40

5.1.1 Checklist of Tasks for Test Coordinators and Technology Coordinators AFTER Testing	40
5.1.2 Collect and Organize Materials	40
Secure Materials.....	40
Nonsecure Materials To Be Recycled.....	41
5.1.3 ADAM Cleanup Activities for Computer-Based Testing.....	41
Manage Student Tests	41
5.1.4 Complete the Post-Test Certification Form	41
5.1.5 Keep Records	41
5.2 Paper-Based Testing	42
5.2.1 Checklist of Tasks for Test Coordinators AFTER Testing.....	42
5.2.2 Collect and Organize Materials	42
Report Contaminated and Damaged Test Materials	42
Report Missing Test Materials	43
Transcription of Student Test Responses.....	43
“Do Not Score” Test Materials.....	43
5.2.3 Organize Materials.....	44
Hand Grid Demographic Pages.....	45
Materials To Be Securely Destroyed	45
Nonsecure Materials To Be Recycled.....	46
5.2.4 Package Materials for Return Shipping.....	46
Required Ancillary Materials for Return	46
Scorable Materials Return School Header and Paper Bands	47
Return Scorable Materials	47
Return Non-scorable Materials	49
Generic Return Labels	50
Contact MVP to Schedule Pickup	50
5.2.5 ADAM Cleanup Activities for Paper-Based Testing	51
Voided Tests	51
Rejected Student Tests	51
5.2.6 Complete the Post-Test Certification Form	51
5.2.7 Keep Records	51
6.0 Accessibility Features and Accommodations	53
6.1 Accessibility Features and Accommodations	53
6.2 Preparing for Accessible Test Administration	54
Identification of Accessibility Features and Accommodations in the Accommodations Registration File.....	54
Accommodated Materials	55
Unique Accommodations Guidance	56
Preparing the Test Environment for Accessibility Features and Accommodations ..	56
6.3 Test Administration Using Accessibility Features and Accommodations.....	57
Special Accommodations Circumstances During Testing	57
Emergency Accommodation	57
Refusal of Accommodations.....	57
6.4 Completing Accessible Test Administration as a Test Coordinator	58
Appendix A - Glossary of Terminology	60

Appendix B - Test Administration and Certification of Training Form and Non-Disclosure Agreement	64
Appendix C - State Policy Addendum	68
Appendix D - Testing Incident Form	76
Appendix E - Form to Report Contaminated, Damaged, or Missing Materials	80
Appendix F - Post-Test Certification Form.....	82
Appendix G - MCAP Administration Cheat Sheet.....	84

WHAT'S NEW FOR THE SUMMER/FALL 2025 ADMINISTRATIONS?

- This Test Coordinator Manual (TCM) will cover the MCAP ELA/L and Math CBT and PBT administrations for Summer and Fall.
- Paper-based testing (PBT) & Computer-based testing (CBT) scripts for English Language Arts/Literacy and Mathematics have been combined into one TAM. Schools will no longer receive a separate TAM for PBT.
- The MCAP Administration Cheat Sheet is provided as a quick reference guide to help STCs move students or submit a section (See Appendix G).
- The iTempa schedule tool now enables School Test Coordinators (STC) to include both the dates and times for testing.
- The MCAP Non-Disclosure Agreement and Test Administration Form and NDA have been updated. Please discard prior NDAs and certification of training forms (See Appendix B).
- During all Mathematics assessments, students WILL have the ability to review an item once they leave it.
- **ELA/Math Regular Online Assessments Only:** Students are required to answer all parts of a question in order to move forward but will see the Review Menu and Bookmark Button on the toolbar in order to review and modify responses. Students must complete items in order and carefully check work as they view each item.

For all assessments, once Session Testing Time has ended for the Section, **students MUST exit TestNav and the STC MUST ENSURE that all students will be on the next Section when they log back into TestNav.** Students will return to their current Section if this step is not completed.

- The timing and number of Sections for the 2025–2026 MCAP tests will be as follows: ELA/L will consist of four 70-minute Sections and the Mathematics assessments will consist of four 40-minute Sections.
- Students taking a Paper administration of the assessment MAY NOT use a device connected to the Internet to access a Desmos calculator during the assessment.
- This Test Coordinator Manual (TCM) will reference the new *Maryland Assessment, Accessibility and Accommodations Manual (MAAAM)*. Please use this updated manual when providing accommodations or accessibility features during test administrations.

Reminders

- The MCAP Portal can be found at <https://support.mdassessments.com>.
- The Mathematics assessments will be administered using calculator and non-calculator Sections. The Desmos calculator and another grade/course specific calculator will be available as a tool on TestNav, the testing platform, during all calculator Sections of the assessment. Students may NOT use a second device connected to the Internet to access the Desmos calculator during a non-calculator Section of the assessment.
- A drawing box will be available on online math constructed response items to help students explain their response. Work in this box will be scored. Students must respond to all other parts of the question.
- STCs are strongly encouraged to administer secured practice tests to become familiar with ADAM.
- Countdown timers that are connected to the Internet may be used at the STC or TA's discretion to display and monitor remaining testing time. A backup timer not connected to the internet should run at the same time so that, in the event of an internet outage, the testing time is still accurate.

Beginning on July 1, 2018, Maryland has used the term Maryland Comprehensive Assessment Program (MCAP) as an umbrella for state assessments. MCAP provides information to educators, families, and the public on student progress towards proficiency on the Maryland state content standards. Through a strong assessment system, stakeholders gain an understanding of how schools are performing and where assistance can be directed to support student growth and achievement.

In Maryland, all students in tested grades (grades 3 – 8 and high school) must participate in either the regular or the alternate assessments. Students must be included to the fullest extent possible in all state assessment programs and have their assessment results incorporated in Maryland's accountability system, unless documented as described in the [Maryland Assessment, Accessibility, and Accommodations Manual \(MAAAM\)](#). Federal legislation requires the participation of Students with Disabilities (SWD) that have Individual Education Plans (IEPs), students with 504 Plans, and multilingual learners (MLs) in standards-based instruction and assessment initiatives. Students with the most significant cognitive disabilities may take the Alternate Assessments if their IEP teams determine that they meet the eligibility criteria and cannot appropriately be assessed on the general assessments. More information about federal legislation and assessment requirements can be found in the Every Student Succeeds Act of 2015 (ESSA) and the Individuals with Disabilities Education Improvement Act of 2004 (IDEA).

Maryland currently operates the following state testing programs under the MCAP umbrella:

FALL	WINTER	SPRING	SUMMER
<ul style="list-style-type: none"> Kindergarten Readiness Assessment¹ 	<ul style="list-style-type: none"> English Language Arts/Literacy (Grade 10) Life Science (LS) MISA (High School) American Government (High School)¹ Algebra I, Geometry, and Algebra II² WIDA ACCESS (K-12) WIDA Alternate ACCESS (K-12)³ 	<ul style="list-style-type: none"> English Language Arts/Literacy (Grades 3-8 and 10) Mathematics (Grades 3-8, Algebra I, Geometry, Algebra II) Social Studies (Grade 8)¹ Maryland Integrated Science Assessment (MISA) (Grades 5 and 8) Life Sciences (LS) MISA (High School) American Government (High School)¹ Dynamic Learning Maps (ELA, Math) (grades 3-8 and 11)³ Alternate Maryland Integrated Science Assessment (Alt-MISA) (grades 5, 8, 11)³ 	<ul style="list-style-type: none"> English Language Arts/Literacy (Grade 10) Life Sciences (LS) MISA (High School) American Government (High School)¹ Algebra I (High School)

Notes

- 1 Maryland State law (Md. Ed. Art §7-203) requires a Kindergarten Readiness Assessment, as well as a social studies assessment in middle school (grade 8) and an assessment in American Government for high school students. The Early Learning Assessment (ELA) is an optional assessment administered to students in both public and private prekindergarten settings in Maryland.
- 2 Students in grades 3–8 and 10 must participate in MCAP assessments only for the grade in which they are enrolled. For example, students enrolled in 7th grade will participate in the Grade 7 MCAP Mathematics assessment. **MIDDLE SCHOOL EXCEPTION:** Effective March 17, 2025, MSDE was granted a waiver allowing students in grades 6 – 7 who are enrolled in a high school mathematics course to take the corresponding MCAP mathematics assessment instead of the statewide grade-level assessment. For example, students in grade 6 who are enrolled in an Algebra I course will be permitted to participate in the MCAP Algebra I assessment. Once in high school, these students will participate in the MCAP Geometry, MCAP Algebra 2, or SAT as their more advanced mathematics assessment. This waiver is in effect from SY 2024-2025 through 2027-2028.
- 3 Alternate (Alt) assessments are administered to Maryland students with significant cognitive disabilities for any federally mandated assessment.
- 4 Beginning 2023-2024, students entering the ninth grade, the Maryland Comprehensive Assessment for science (LS MISA) and government (American Government) shall account for 20 percent of the student's final grade in the respective high school level science and government courses (COMAR 13A.03.02).

1.0 Overview

The Maryland Comprehensive Assessment Program (MCAP) is the umbrella for annual statewide assessments in English Language Arts/Literacy, Mathematics, Science, and Social Studies. The MCAP assessments can be administered in either computer-based (CBT) or paper-based (PBT) format.

The English Language Arts/Literacy (ELA/L) assessments will focus on reading and understanding literature and informational text, as well as writing effectively when analyzing texts.

The Mathematics assessment will focus on applying skills and concepts, and understanding multi-step problems that require abstract reasoning and modeling real-world problems, precision, perseverance, and strategic use of tools.

The Science (MISA) assessment will focus on the ability to demonstrate the essential knowledge and understanding of science and engineering to make sense of real-world phenomena and solve authentic problems.

The Social Studies 8 assessment will focus on applying content knowledge and skills and processes that require students to evaluate sources, identify credible relevant information, and construct arguments.

1.1 About this Manual

This manual provides instructions applicable to School Test Coordinators (STC) for the administration of the computer-based and paper-based versions of the MCAP assessments, as well as the procedures and protocols to complete before, during, and after each administration. Definitions for terms used in this manual can be found in **Appendix A**.



Throughout this manual, you will see this icon to note tasks or information (or entire sections) relevant only to computer-based tests.



Throughout this manual, you will see this icon to note tasks or information (or entire sections) relevant only to paper-based tests.

This manual also contains the policies related to test security and test administration that all school staff must follow.

All documents referenced for this administration can be found on the MCAP Portal found at <https://support.mdassessments.com>.

All administration instructions for TAs are included in the *Test Administrator Manuals (TAMs)* or packaged with specific accommodated paper forms (i.e., Braille, Large Print).

1.2 Roles of Individuals

Table 1.0 Roles of Individuals

Role	Description	Tasks
Local Accountability Coordinator (LAC)	Individual at the LEA level who is responsible for the overall coordination of each test administration.	In Maryland LEA 24 schools, the tasks for this role are the responsibility of the STC. When testing issues arise, the Local Accountability Coordinator is the main point of contact with the Maryland State Department of Education (MSDE).
School Test Coordinator (STC)	Individual at the school level who is responsible for the overall coordination of test administration. All schools in Maryland are required by COMAR to have a STC (See COMAR 13A.03.04.04). The STC role may NOT be taken on by the principal unless a waiver is submitted and approved by MSDE.	Responsibilities include but are NOT limited to: <ul style="list-style-type: none"> • Coordinating test administration and resolving testing issues at their school • Completing all post-testing procedures
Test Administrator (TA)	Individual at the school level who is responsible for administering the assessment. All TAs must be employees of the LEA/LEA 24 school and trained for the specific test administration. Legislation (House Bill 617) allows a public school principal to appoint any employee to serve as the TA pending review and approval by the local Superintendent. Although principals may select any employee, keep in mind that the TA remains culpable if test security infractions occur.	Responsibilities include but are NOT limited to: <ul style="list-style-type: none"> • Administer the assessment using provided scripts • Monitor students during testing • Assist students experiencing technology issues during testing • Redirect students • Assist students in signing out of TestNav

Role	Description	Tasks
Proctor	<p>Individual who may be called on to help a TA monitor a testing administration under the supervision of the TA.</p> <p>A TA must be in the room at all times during testing if a Proctor is present.</p> <p>Student teachers may serve as Proctors who assist the TA. Student teachers must be trained and must sign an NDA.</p> <p>A Proctor is recommended for all test sessions due to the nature of computer-based testing.</p>	<p>Responsibilities include but are NOT limited to:</p> <ul style="list-style-type: none"> • Meeting with the STC to review test security and administration protocols • Monitoring students during and after testing to adhere to test security and administration protocols • Reviewing policies and instructions in the <i>Test Administrator Manual (TAM)</i> • Assisting in the preparation of the testing environment • Assisting in the supervision of test administration during each Section
Accommodator This role does NOT need access to ADAM.	<p>Individual who, under the direction of the TA, provides specific accommodations that are documented in a student's Individualized Education Program (IEP), 504 plan, or Multilingual Learner (ML) Plan.</p>	

Role	Description	Tasks
Technology Coordinator (TC)	<p>Individual at the school or LEA level who is responsible for setting up testing devices for computer-based testing.</p> <p>The STC must collaborate with an individual who will be on-site or readily available to serve in this role during the administration.</p>	<p>Responsibilities include but are NOT limited to:</p> <ul style="list-style-type: none"> • Configuring student testing devices <ul style="list-style-type: none"> ◦ Ensuring each device meets minimum technology requirements ◦ Installing/updating the TestNav App on each testing device ◦ Ensuring the infrastructure (e.g., wireless access points, bandwidth) is adequate • Managing problems with firewalls • Removing (or turning off) any software that would allow secure test material on testing devices to be viewed on another testing device during testing • Providing technical support for STCs and TAs • Assisting with the retrieval of “Log Files” on student devices when requested by Pearson

2.0 Test Security and Administration Policies

Code of Ethics and State Board Security Regulations

The following code of ethics conforms to the Standards for Educational and Psychological Testing developed by the American Educational Research Association, the American Psychological Association, and the National Council on Measurement in Education:

It is a breach of professional ethics for school personnel to provide verbal or nonverbal clues or answers, teach items on the test, share writing prompts, coach, hint, or in any way influence a student’s performance during the testing situation. A breach of ethics may result in invalidation of test results and LEA or MSDE disciplinary action.

The online forms, Student Print Cards, Session Access Codes, and test books for the MCAP are confidential and must be kept secure at all times. Secure test materials must not leave the school premises unless for distribution to another school or for home/hospital testing. Unauthorized use, duplication, or reproduction of any or all portions of the assessment is prohibited. Additionally, divulgence of secure test materials through electronic correspondence such as email is prohibited.

VIOlation of security can result in prosecution and/or penalties as imposed by the Maryland State Board of Education and/or State Superintendent of Schools in accordance with COMAR 13A.03.04 and 13A.12.05.

It is assumed that TAs and all others who handle test materials are aware of the consequences of test security violations, and each must sign a Test Administration and Certification of Training Form and Non-Disclosure Agreement, which are kept on file for six years. Individuals who handle test materials are bound to abide by the regulations governing test security violations outlined in COMAR Section 13A.03.04.05.

2.1 Maintaining the Security of Test Materials and Content



The MCAP assessment administration is a secure testing event. Maintaining the security of test materials before, during, and after the test administration is crucial to obtaining valid and reliable results. STCs are responsible for ensuring that all personnel with authorized access to secure materials are trained in and subsequently act in accordance with all security requirements.

All personnel assigned to be TAs, Proctors, Accommodators, or assisting with materials must be employees of the local school system, be trained for their role, and sign a Test Administration and Certification of Training Form and Non-Disclosure Agreement. Non-employees, such as student teachers and accommodators may serve only under the direction of a certified TA.

STCs must implement chain-of-custody requirements for materials as described in this section. STCs are responsible for distributing materials to TAs, collecting materials from TAs, returning secure test materials to Pearson, and securely destroying (refer to Sections 5.1.2 and 5.2.3 for directions on securely destroying) specified materials after testing as described throughout Section 5.0.

STCs are required to maintain a tracking log to account for collecting and securely destroying secure test materials, including reference sheets written on by students and scratch paper written on by students. Schools must maintain the Chain-of-Custody Form or tracking log of secure materials for at least six years. Copies of the Chain-of-Custody Form for computer-based testing can be found at <https://support.mdassessments.com>. Copies of the Chain-of-Custody Form for paper-based testing will be included in each LEA or school's test materials shipment.

TAs are NOT to have extended access to test materials before or after the test administration. TAs must document the receipt and return of all secure test materials (used and unused) to the STC immediately after testing.

	<p>The following test materials are secure:</p> <ul style="list-style-type: none"> • Student print cards and Seal Codes • Reference sheets written on by students • Scratch paper written on by students • Human Reader scripts for Mathematics (if applicable) • Braille Book (for student using Screen Reader)
	<p>The following test materials are secure:</p> <ul style="list-style-type: none"> • Test books • Answer documents (grades 4–high school for ELA and Mathematics only) • Large Print test book • Braille test book and braille notes • Reference sheets written on by students • Scratch paper written on by students • Human Reader scripts for Mathematics (if applicable)

2.1.1 STC Responsibilities

- Before testing, develop a security plan that aligns with school, LEA/LEA 24 schools, and state policy.
- Authorize specific personnel to serve as TAs and train them to properly administer MCAP tests. Designate other school and/or LEA personnel as necessary to maintain a secure test

administration and train them in Maryland security requirements.

- With the approval of your school's administration, create a testing schedule that also includes a schedule for Make-up testing. The testing schedule must be entered in the Statewide Schedule Tool on <https://itempra.org/schedule/>. This schedule **MUST** be updated for accuracy throughout the testing window.
- Keep secure testing materials in a locked central storage when MCAP tests are not being administered.
- Inform staff of the schoolwide testing schedule and train staff who will serve as TAs, Proctors, and Accommodators.
- Provide TAs with a list of the accommodations and accessibility features for students in their Proctor Groups.
- Monitor the receipt and distribution of all test materials.
- Return all secure materials to Pearson by designated dates.
- Report any testing irregularities as directed by your LAC.

2.1.2 TA Responsibilities for Maintaining Security and Administering Tests

1. Receive training in administering test Sections properly and securely.

- Review the *Test Administrator Manual (TAM)* and all relevant test security requirements before administering any tests.
- Attend any training session(s) led by the STC/Designee before test administration.
- Understand and follow the protocols related to administering accessibility features and accommodations, if applicable.
- Sign the **Test Administration and Certification of Training Form and Non-Disclosure Agreement** after training.
- Understand the responsibilities in ADAM associated with administering the assessment (if applicable).

2. Administer all tests according to appropriate protocols.

- Administer tests during the days specified for each content by the LAC within the MSDE testing window.
- Remove or cover any classroom displays that provide information related to the content being assessed or to test-taking strategies (refer to Section 2.3).
- Provide students with all required test materials listed in the *TAM*.
- Prevent the use of prohibited materials (refer to Section 2.3) during testing. Note that results may be invalidated for students who use cell phones or other prohibited electronic devices during a test Section, after a student has submitted the Section for online testing or test book/answer document while still in the testing room, or during a break (See exception listed in Section 2.2.1).
- Follow the directions and read the scripts in the *TAM* verbatim to students. Translated scripts in Spanish are available under the Administration Resources section on the MCAP Portal at <https://support.mdassessments.com/training-resources/>.
- Provide only one Seal Code at a time when directed in the computer-based test script.

3. Focus full attention on the testing environment at all times during testing.

- Ensure that students are supervised during testing and during breaks.
- Ensure that students are **NOT** running any applications on their testing device (Music streaming, YouTube®, etc.) before launching TestNav.
- Monitor the testing process by **continually** moving unobtrusively about the room. While monitoring the classroom, for paper-based testing, **a TA may view students' test books and answer documents for the sole purpose of confirming that students are working in the correct Section.** A TA may NOT review test books and answer documents and/or confirm

whether a student has responded to all test items.

- If a TA observes a student working in the incorrect Section of the test or reviewing the incorrect Section of the test, this is a testing irregularity that must be reported to the STC.

4. Ensure that students do NOT participate in any form of cheating.

- Ensure that students do not consult notes, textbooks, or other teaching materials, do not share test questions with other students, and do not consult other students, school personnel, or anyone else during testing. TAs are responsible for ensuring that students are not able to see content on other students' test materials or on students' testing devices.
- Students are not permitted to have access to any electronic communication devices before or during testing. Students are only permitted access to electronic communication devices after all testing materials have been collected and are secured.

5. Do NOT provide unauthorized assistance to a student that could impact their answers.

- At any time during a proctor group, a TA may repeat a portion of the *TAM* script if necessary for clarification. The TA may NOT explain any portion of the script.
- TAs must not assist a student during testing or alter or interfere with a student's response in any way that would impact their answers. Examples of unauthorized assistance include, but are not limited to:
 - Providing answers to a student
 - Indicating that a student has answered a question correctly, incorrectly, or left a question blank
 - Defining words or providing synonyms
 - Spelling words
 - Influencing a student's responses by offering verbal or non-verbal hints, clues, or cues
 - Altering, explaining, simplifying, or paraphrasing any test question, reading passages, writing prompt, or Selected Response answer option
 - Suggesting that a student add more information to a response or reconsider a response to a question

6. Follow proper test security procedures for providing accessibility features or accommodations.

- Ensure that students are ONLY provided accommodations or accessibility features that are listed specifically for use during MCAP testing in an approved IEP, 504 plan, ML plan, or documented reason for using an accessibility feature identified in advance.
- Follow guidelines on proper administration of accommodations or accessibility features as prescribed in the *MAAAM*.

7. Follow chain-of-custody requirements to return all test materials after testing each day.

2.1.3 Security Forms

To document proper test administration and security procedures, the following forms must be used:

- Chain-of-Custody Form or LEA/LEA 24 approved form
- Test Administration and Certification of Training Form and Non-Disclosure Agreement
- Testing Incident Form (TIF) or LEA/LEA 24 form
- Form to Report Contaminated, Damaged, or Missing Materials
- Post-Test Certification Form

For your convenience, copies of the security forms are included as appendices in this manual, and templates are available at <https://support.mdassessments.com>.

2.2 Testing Irregularities and Security Breaches

Any action that compromises test security or score validity is prohibited. These may be classified as testing irregularities or security breaches. Section 2.2.1 contains examples of activities that compromise test security or score validity (note that these lists are not exhaustive). It is highly recommended that STCs discuss these and other possible testing irregularities and security breaches with TAs during training. Refer to Section 2.2.2 for information on reporting testing irregularities and security breaches.

2.2.1 Examples of Testing Irregularities and Security Breaches

Examples of test security breaches and irregularities include but are not limited to:

- **Electronic Devices Irregularities**
 - Using a cell phone or other prohibited handheld electronic device (e.g., smart watch, wireless headsets, personal scanner, eReader) while secure test materials are still distributed, while students are testing, after a student turns in their test materials, or during a break
 - **Exception:** STCs, Technology Coordinators, and TAs are permitted to use cell phones in the testing environment ONLY in cases of emergencies related to testing or when timely administration assistance is needed. LACs may set additional restrictions on allowable devices within their LEA/LEA 24 schools as needed.
 - **Exception:** Certain electronic devices may be allowed for medical or audiological purposes during testing. Reference the *MAAAM* for allowable exceptions.
- **Test Supervision Irregularities**
 - Coaching students during testing, including giving students verbal or nonverbal cues, hints, suggestions, or paraphrasing or defining any part of the test
 - Engaging in activities (e.g., grading papers, reading any paper or online resource NOT related to the testing administration) that prevent proper student supervision at all times while secure test materials are still distributed or while students are testing
 - Leaving students unattended without a TA for any period of time while secure test materials are still distributed or while students are testing (Proctors must be supervised by a TA at all times)
 - Deviating from the Section Testing time
 - Allowing cheating of any kind
 - Providing unauthorized persons with access to secure materials
 - Accessing a test in ADAM during non-testing times without state approval
 - Failing to provide a student with a documented accommodation or providing a student with an accommodation that is NOT documented and therefore is not appropriate
 - Allowing students to test before or after the MSDE test administration window without state approval
 - Disclosing any Seal Codes before the time directed in the testing script
- **Test Materials Irregularities**
 - Losing a student print card or Seal Code page
 - Providing unauthorized access to Seal Codes
 - Losing a student test book or answer document

- Losing secure Mathematics Human Reader scripts
- Leaving test materials unattended or failing to keep test materials secure at all times
- Reading or viewing the passages or test items before, during, or after testing
 - **Exception:** Administration of a Human Reader/Signer accessibility feature for Mathematics, MISA, or Social Studies 8 or accommodation for English Language Arts/Literacy that requires a TA to access passages or test items
- Copying or reproducing (e.g., taking a picture of) any part of the passages or test items or any secure test materials or online test forms
- Revealing or discussing passages or test items with anyone, including students and school staff, through verbal exchange, email, social media, or any other form of communication
- Removing secure test materials from the school's campus or removing them from locked storage for any purpose other than administering the test
- Accessing a student's test without the student or STC present
- **Testing Environment Irregularities**
 - Failing to follow administration directions exactly as specified in the *TAM* for each content area
 - Displaying any resource (e.g., posters, models, displays, teaching aids) that defines, explains, illustrates terminology or concepts, or otherwise provides unauthorized assistance during testing
 - Allowing preventable disruptions such as talking, making noises, or excessive student movement around the classroom
 - Failing to place the testing sign outside the testing room door as specified in the *TAM*
 - Allowing unauthorized visitors in the testing environment
 - Unauthorized Visitors—Visitors, including parents/guardians, school board members, reporters, and school system staff not trained or authorized to serve as TAs or Proctors, are prohibited from entering the testing environment.
 - Authorized Visitors—Visits by MSDE assessment office monitors and state-authorized observers are allowed based on state-specific policy, as long as these individuals do not disturb the testing process. Refer to **Appendix C** for details about observation visits.

2.2.2 Reporting Testing Irregularities and Security Breaches

If a testing irregularity or security breach must be reported, follow the protocol outlined below:

- The STC must report the incident immediately to the LAC.
- The STC contacts the LAC who will give guidance or contact MSDE.
- The TIF (available at <https://support.mdassessments.com> or refer to **Appendix D**) or another form designed by your LEA must be completed and submitted within five business days of the incident, unless otherwise directed by your LAC or MSDE Test Security Officer.
- If follow-up documentation is required by your LAC or MSDE Test Security Officer, complete any additional documentation in a timely manner.
- Occasionally, individuals will contact MSDE offices with allegations of testing irregularities or security breaches. In these instances, the MSDE Test Security Officer may contact the STC or LAC and ask the individual to investigate the allegations and report back to the MSDE Test Security Officer.
- The LAC must file the TIF with MSDE within five business days after the incident.

2.3 Testing Environment

The testing environment is defined as the location in which students are actively testing (e.g., classroom, computer lab, etc.). It is important to establish procedures to maintain a quiet testing environment throughout testing. When setting up the testing environment, the following should be taken into consideration:

- Some students may finish testing before others, and the expectations for what those students may do after testing must be established in advance of the testing day. Refer to **Appendix C** in this *TCM* for the MSDE policy on what students may do after testing. The three choices are also listed in the script found in the *TAM* for each content area. The LAC in each district must decide on one choice of what students may do after testing from the three choices available to the state. All students in the LEA/LEA 24 schools should follow the choice set forth by the LAC.
- Unauthorized visitors are prohibited from entering the testing environment as described in Section 2.2.1.
- The testing sign in **Appendix C** in the *TAM* or another testing sign must be posted on the outside of the room door.
- Prohibited classroom resources related to the content being assessed must be removed or covered in advance of testing.

Administrative Considerations for All Students

The STC has the authority to schedule students in testing spaces other than regular classrooms, and at different scheduled times, as long as all requirements for testing conditions and test security are met as set forth in this manual and MSDE guidance. Accordingly, STCs may determine that any student may require one or more of the following test administration considerations, regardless of the student's status as a student with a disability or as a Multilingual Learner (ML):

- Small-group testing
- Frequent breaks
- Time of day
- Separate or alternate location
- Specified area or seating
- Adaptive and specialized equipment or furniture
- Reduced distraction to Self or Others

For more information on administrative considerations that are available for ALL students, refer to the *MAAAM*.

Materials Prohibited in the Testing Environment

Prohibited materials can compromise test security and violate the construct being measured by the assessment, thus producing invalid results. Prohibited materials related to the content being tested must be covered or removed from the testing room.

The following materials may NOT be used at any time during a Section, including after a student has completed testing (e.g., turns in their test book or submits a Section) or during a break. Students, TAs, Proctors, or other authorized persons in the test environment may not possess these or any other materials.

- **Materials Prohibited During All Sections**
 - All personal electronic equipment not related to testing (e.g., cell phones, iPods, personal document scanners, eBooks, electronic pens, smart watches, Bluetooth-enabled headphones or earbuds; refer to Section 2.2.1 for exceptions)
 - Any resource (e.g., books, dictionaries, posters, models, graphs, displays, teaching

aids) that defines, explains, illustrates terminology or concepts, or otherwise provides or facilitates unauthorized assistance with the content being assessed during testing. Refer to the *MAAAM* for additional information on approved resources for a student with a disability or a Multilingual Learner.

- Any Mathematics reference sheet not provided in the testing platform or by the STC
- Any manipulative not approved through the IEP, 504 Plan, or unique accommodation request prior to testing.*

* A unique accommodation must be submitted with documentation no later than 6 weeks before the opening of the state testing window. Check with your LAC for specific dates.

Follow the general rule that if the material in question may help the student answer or find an answer, then it is NOT allowed in the testing environment.

Prior to testing, TAs should instruct students to place **ALL** prohibited materials out of reach during testing (e.g., locker, book bag). If a student is found to have any prohibited materials in their possession upon arrival for testing, the TA must instruct the student to hand in the materials or follow your local policy. As a reminder, if a student is found to have prohibited materials (including cell phones) during live testing, the test may be invalidated.

Note: The TA or STC may keep a silenced cell phone available only for issues directly related to the immediate test administration. Any other use will be considered a Testing Irregularity. The decision to allow a cell phone lies with the LAC in the Local Educational Agency (LEA) or LEA 24.

As a reminder, if a student is found to have prohibited materials (including cell phones) during live testing, the test may be invalidated.

Exceptions for Test Accommodations

A student with a disability or designated as an ML may be allowed to use certain tools or materials that are otherwise prohibited during testing, if the accommodation is documented in the student's IEP, 504 plan, or ML plan. The STC or LAC should contact MSDE with any questions regarding these tools or materials.

Note: An ML student may use a word-to-word bilingual dictionary if listed in the student's ML Plan.

2.4 Scheduling and Testing Time

Administration Dates

All test Sections, including make-up testing must be completed during the MSDE designated state testing window for each content area being assessed. Refer to your LAC for your LEA specific testing window. STCs are expected to enter their testing schedule in the Statewide Schedule Tool at itempra.org/schedule. This schedule should be updated as changes occur throughout the testing window.

Section Testing Time

Testing time is the maximum amount of time students may work in a Section unless they have a documented accommodation. All MCAP tests are strictly timed, and no additional time may be permitted (with the exception of an extended time accommodation as noted in Section 2.4.3). TAs are responsible for keeping time during testing. Failure to follow correct timing is a Testing Irregularity and must be reported.

Administration Time is the approximate time that schools should schedule for each Section. It includes the Section testing time and the approximate times for administrative tasks such as reading directions

to students, answering questions, distributing test materials, closing Sections, and collecting test materials (shown in Table 2.0 below).

Example: When the Section testing time is 40 minutes, schools might schedule a total of 70 minutes: 15 minutes for reading directions and distributing materials + 40 minutes of testing + 15 minutes for end-of-Section activities. Be sure to include time for a break between Sections if testing multiple Sections on the same day.

Test administration times are shown in Table 2.0 (note that times vary by content area, Section, and grade/course).

Table 2.0 Administration Time

Guidelines for Scheduling	Task	Approximate Time to be Allotted for Test Administration
	1. Pre-administration tasks, including reading instructions to students and answering questions	10 minutes
	2. Distribution of test materials to students	5 minutes
	3. Administration of Section	Refer to Section Testing Times for each grade band and content area
	4. End-of-activities, including signing students out of TestNav, allowing the STC to Move students to the next Section, and collecting test materials	5–15 minutes

Section Testing Time is the amount of time that must be provided to any student who needs it to complete the Section. Tables 2.1–2.5 show the amount of testing time for each Section. TAs are responsible for keeping track of time during testing. Students with an accommodation for extended time will be given their additional time after the initial Section Testing Time has elapsed.

If all students have completed testing before the end of the Section testing time, the Section may end. Once the section testing time has been reached, the Section must end, except for students with extended time accommodations. Refer to guidance from your LAC based on policy about what students may do if they complete a Section prior to the end of the section testing time.

The following tables show the number of Section Testing Time minutes for both the Computer-Based and Paper-Based forms of the ELA/L, Mathematics, MISA 5 & 8, and Social Studies 8 assessments.

Table 2.1 Section Testing Times for Grades 3–5

Subject(s)	Section	Section Type	Section Testing Time (Minutes)
Mathematics Grade 3 Mathematics Grade 4 Mathematics Grade 5	Section 1	Non-calculator	40
	Section 2	Calculator	40
	Section 3	Non-calculator	40
	Section 4	Calculator	40
ELA/Literacy Grade 3 ELA/Literacy Grade 4 ELA/Literacy Grade 5	Section 1		70
	Section 2		70
	Section 3		70
	Section 4		70

Table 2.2 Section Testing Times for Grades 6–8

Subject(s)	Section	Section Type	Section Testing Time (Minutes)
Mathematics Grade 6 Mathematics Grade 7 Mathematics Grade 8	Section 1	Non-calculator	40
	Section 2	Calculator	40
	Section 3	Calculator	40
	Section 4	Calculator	40
ELA/Literacy Grade 6 ELA/Literacy Grade 7 ELA/Literacy Grade 8	Section 1		70
	Section 2		70
	Section 3		70
	Section 4		70

Table 2.3 Section Testing Times for High School Courses

Subject(s)/Course(s)	Section	Section Type	Section Testing Time (Minutes)
Algebra I, Geometry, Algebra II	Section 1	Non-calculator	40
	Section 2	Calculator	40
	Section 3	Calculator	40
	Section 4	Calculator	40
ELA/Literacy (ELA 10)	Section 1		70
	Section 2		70
	Section 3		70
	Section 4		70

Table 2.4 MISA Grades 5 & 8

Subject(s)	Section	Section Type	Section Testing Time (Minutes)
Science Grades 5 & 8	Section 1		40
	Section 2		40
	Section 3		40
	Section 4		40

Table 2.5 Social Studies 8

Subject(s)	Section	Section Type	Section Testing Time (Minutes)
Social Studies Grade 8	Section 1		40
	Section 2		40
	Section 3		40
	Section 4		40

Students taking an Online Administration will have a calculator available within TestNav for Sections requiring a calculator, and only those students with a documented accommodation for a calculator may have access to a hand-held calculator. See the Calculator Section in 3.10.1 of this *TCM* or on the MCAP Portal.

2.4.1 Guidelines for Scheduling

Sections may be scheduled at any time on school days during the student's normal school hours throughout the scheduled testing window. Contact your LAC if you have any questions about your testing dates.

Schools are encouraged to schedule testing during the early part of each testing window to maximize the number of available test days in case of weather-related disruptions or other issues. Testing must be scheduled to ensure students have sufficient time to complete a Section on the same day it is started. A proctor group of four Sections may be scheduled across multiple days with one or more Sections administered each day. It is highly recommended that schools schedule **no more than two Sections per sitting** for any given student. When scheduling multiple Sections for a single day, schools should account for breaks between Sections (refer to Section 2.4.4 for the policy on breaks). Contact your LAC with any questions regarding scheduling.

Schools may test multiple classrooms/courses in one testing location, if desired, provided the Section is the same content area, has the same length of testing time, and uses the same administration script provided in the TAM. When administering a Mathematics assessment, attention must also be given to whether students are taking a calculator or non-calculator section.

2.4.2 Make-Up Testing

Students who miss testing on their originally scheduled administration date should participate in make-up testing. Make-up tests may be scheduled at any time as long as it falls within the MSDE testing window. Every attempt should be made to administer make-up tests to students who were absent during the originally scheduled Section(s).

If a student starts a Section and leaves the testing environment (e.g., due to illness, family emergency) without finishing that Section, they may be allowed to complete that Section. TAs must note the exact place in the Section where the student stopped and the amount of time remaining. Students are NOT allowed to alter any previously entered or written responses because they have had the opportunity to review material related to the test. They must pick up exactly where they left off.



Tests will automatically resume at the next unanswered item where a student exited. TAs must closely monitor make-up testing to ensure students do NOT alter any previously entered responses. Students should NOT Submit the Section, but should Exit Test Nav using the "little Buddy" on the top right corner.



TAs must closely monitor make-up testing to ensure students do NOT alter any previously written responses.

While some assessments are intended to be given in sequential order, the STC can locate information on how to move students through the Sections of the assessment by referencing the MCAP Administration Cheat Sheet found in Appendix G.



For make-up testing for computer-based testing, step-by-step directions are available in the *Make-Up Testing Directions for Computer-Based Testing* guidance document available at <https://support.mdassessments.com>. Make-up testing days may also be used to test students who are affected by technology failures or interruptions.

2.4.3 Extended Time

A student may be allowed an extended time accommodation beyond the section testing time ONLY if this accommodation is listed in their IEP, 504 plan, or ML plan. Most students with the extended time accommodation will have available either 1.5 or 2 times beyond the section testing time. In some cases a student who has been granted a Unique Timing and Scheduling Accommodation (5b) may be allowed additional time. As a rule, no student should have timing that extends until the end of the school day. It is highly recommended these students be scheduled to test in a separate setting.



When establishing a testing schedule, STCs should account for students with extended time accommodations.

2.4.4 Breaks Between Sections

If administering more than one Section back-to-back, scheduled breaks are highly recommended between Sections. During the break, students are permitted to go to the restroom, stretch, and get a drink, if needed. The STC may need the time between Sections of ALL MCAP assessments to move students to the next Section. Refer to Section 2.4.4 in **Appendix C** for additional information regarding breaks.

Break Policy

STCs must determine and discuss procedures for breaks with TAs prior to testing day. For breaks during testing, there should NOT be conversations among students. **Students are NOT permitted to use electronic devices, play games, or engage in activities that may violate the validity of the test.** Students must be supervised at all times during breaks, including short breaks between Sections.

TAs are responsible for ensuring that students are not able to see content on other students' test materials or on students' testing devices. The Maryland policy for breaks can be found below.



During short breaks, visual blocks should be applied to students' computer screens (e.g., turn off the monitor, tape paper to flip over on the screen, lower device lid) instead of having students use computer functions to exit and resume the test. The TA should also ensure the security of students' scratch paper and Mathematics reference sheets (if locally printed).



The TA should ensure the security of students' test books, answer documents, scratch paper, and Mathematics reference sheets.

Restroom breaks during a Section: During a Section, individual restroom breaks may be provided at the discretion of the TA. It is recommended that no more than one student at a time be allowed to use the restroom. Schools should follow their LEA/LEA 24 school policy regarding the use of restrooms and monitor students if leaving the room in pairs. Section time should NOT be adjusted for restroom breaks, and students should be encouraged to use the restroom prior to the beginning of the testing Section.

Classroom stretch break during a Section: At the discretion of the TA, an entire classroom may take one “stand-and-stretch” break of up to three minutes and the TA may adjust section time by no more than three minutes.

Breaks between Sections: If administering two Sections back-to-back, scheduled breaks are highly recommended between Sections. During the break, students are permitted to go to the restroom, stretch, and get a drink, if needed. This break should be short and no more than 15 minutes. If taking a break for more than 15 minutes, Student Print cards should be collected and students should exit TestNav or paper test books should be collected.










Frequent breaks: Frequent breaks may be offered to any student as an administration consideration. Refer to MSDE policy in **Appendix C**.

3.0 BEFORE Testing

This section describes activities the STC and Technology Coordinator (TC) must complete before the first testing day. Some tasks in this section may be applicable to the LAC depending on the procedures specific to your LEA. Since Section 3.1 only provides a checklist of tasks, refer to Sections 3.2–3.12 for more details.

3.1 Checklist of Tasks for Test Coordinators and Technology Coordinators to Complete BEFORE Testing

Completing tasks during the timeline in this checklist is strongly recommended.

CBT/PBT	LAC	STC	TC	Task	Reference
At Least One Month Before Testing					
	<input type="checkbox"/>	<input type="checkbox"/>		Complete ADAM Setup: <ul style="list-style-type: none"> Register students into a Proctor Group in ADAM Update and assign user accounts in ADAM (CBT) 	Section 3.2 and https://support.mdassessments.com
	<input type="checkbox"/>	<input type="checkbox"/>		Develop security, training, and logistics plans for test administration.	Section 3.3
		<input type="checkbox"/>		Establish the test administration schedule.	Section 3.6
		<input type="checkbox"/>		Review student accommodations/accessibility features and develop a plan to share with TAs.	
		<input type="checkbox"/>	<input type="checkbox"/>	Meet with Technology Coordinators: <ul style="list-style-type: none"> Discuss test security and administration protocols and plans. Plan technology setup. Review test day activities. Sign the Test Administration and Certification of Training Form and Non-Disclosure Agreement 	Section 3.4
		<input type="checkbox"/>		Review relevant training modules.	https://support.mdassessments.com/training-resources/
		<input type="checkbox"/>	<input type="checkbox"/>	Complete Technology Setup: <ul style="list-style-type: none"> Collaboratively check every device for current TestNav App. Verify content filter/firewalls and allow the appropriate sites. Configure common applications (e.g., anti-virus, email notification, pop-up blockers, automatic updates) to NOT launch on test-taking devices during testing. Run App Check on each device. 	
		<input type="checkbox"/>		Schedule and administer Tutorial and Practice Tests (highly recommended). Encourage teachers to familiarize students with the TestNav tools and platform navigation. Be sure teachers understand the new functions of TestNav.	https://support.mdassessments.com and Sections 3.8 and 3.9.1
		<input type="checkbox"/>		Review security, training, and logistics plans for test administration.	Section 3.3

**BEFORE
Testing**

CBT/PBT	LAC	STC	TC	Task	Reference
		<input type="checkbox"/>		Schedule and conduct training for TAs and Proctors, including accommodations training.	Section 3.3.1
	<input type="checkbox"/>	<input type="checkbox"/>		Update Accommodations file and create Proctor Groups (if necessary).	https://support.mdassessments.com

CBT/PBT	LAC	STC	TC	At Least Two Weeks Before Testing	
		<input type="checkbox"/>		Finalize the testing locations and assign TAs and Proctors to student testing groups.	
		<input type="checkbox"/>		Meet with students to review test day procedures.	Section 3.12
		<input type="checkbox"/>		Ensure all staff and other stakeholders involved with the test administration have reviewed and signed the Test Administration and Certification of Training Form and Non-Disclosure Agreement.	Appendix B
		<input type="checkbox"/>		Meet with TAs, Proctors, and Accommodators: <ul style="list-style-type: none"> • Discuss test security and administration protocols and assignment of accommodations or accessibility features. • If changes exist, please review changes to how students will interact with TestNav during the ELA/L and Mathematics assessments. • Review testing day activities. 	Sections 3.3, 3.7, 2.1.1 and Mathematics script in <i>CBT TAM</i>
		<input type="checkbox"/>	<input type="checkbox"/>	Update student devices with current TestNav App.	

CBT/PBT	LAC	STC	TC	At Least One Week Before Testing	
		<input type="checkbox"/>		Receive, document, and store materials: <ul style="list-style-type: none"> • Ensure each test book has a corresponding answer document with the appropriate grade/course (grades 4–high school for ELA/L and Mathematics only). • Account for damaged test materials. • Submit Additional Orders, as needed. 	Sections 3.10.2–3.10.4
		<input type="checkbox"/>	<input type="checkbox"/>	Review accuracy of information in ADAM. <ul style="list-style-type: none"> • Print student print cards and Seal Codes. • Confirm TA accounts are active in ADAM if needed. 	Section 3.2.4, Section 6.2, and <i>ADAM Online User Guide</i>

3.2 ADAM Setup

The following sections provide guidance on the tasks for the setup of ADAM. LACs and STCs will use ADAM as the management system for online and paper testing.

3.2.1 Importing Students and Accommodation Files

The LAC or STC should review the Guide to Importing Students into LaunchPad document and Template before loading the file to enroll your students into LaunchPad. The Guide to Importing Students into LaunchPad can be found on the MCAP Portal (ADAM Resources>Students and Demographics). The task of Importing Students into LaunchPad is completed by the LAC or appointed staff in the LEA, with the exception of LEA 24 schools where the STC completes these tasks.

The LAC or STC should review the Guide to Importing Accommodations document and Template before loading the file to assign accommodations to your students in ADAM. The Guide to Importing Accommodations can be found on the MCAP Portal (ADAM Resources>Accommodations, Administrations, and Proctor Groups). The task of importing accommodations is completed by the LAC or appointed staff in the LEA, with the exception of LEA 24 schools where the STC completes these tasks.



All paper-based accommodated testing materials and Human Reader scripts will be ordered through the uploaded Accommodations file as long as the file is uploaded within the initial order window. Please reference the ADAM Accommodation Hierarchy document posted on the MCAP Portal.



In order to receive student ID labels for paper testing and the correct amount of secure and non-secure test materials, LACs or STCs must ensure student registration data are uploaded to ADAM.

Guidance for accessing, navigating, and using ADAM is available in the *ADAM Online User Guide* found at <https://support.mdassessments.com/platformresources/>.

3.2.2 Assign and Update User Roles

Staff administering the test or who need to access reports in ADAM will need a user account in LaunchPad. Refer to the ADAM Online Support site and the *User Role Matrix* document on the MCAP Portal (<https://support.mdassessments.com/platformresources/>) under ADAM Resources for detailed information about user roles and creating accounts. Users will have different levels of access depending on the user roles. If you cannot access the ADAM site, contact your LAC.



3.2.3 Create and Manage Proctor Groups (For Computer-Based Testing Only)

Proctor Groups are groupings of students who will take the same test at the same time and place. STCs are encouraged to use an easily identifiable naming convention for the Proctor Group name in ADAM. The STC should create the naming convention for the school based on guidance from the LAC. In ADAM, STCs may need to view or edit Proctor Group details (e.g., add, remove, or move students) and add or change the test form assigned to students. Proctor Groups will also be used to generate and print student print cards and access the Seal Codes.

3.2.4 Verify Test Form Assignments (Accommodated Computer-Based Testing)

To ensure students have the correct accessibility features and accommodations before test administration begins, follow the process below:


1. Students taking the High School assessments (ELA10, Algebra I, Geometry, or Algebra II) will need to have the assessment tagged on their profile.
2. To review the accommodations the STC can either view on the Student > View dashboard or Student > Export. The Form Type will show which accommodated form the student will log into when signing into TestNav.
3. Confirm Proctor Group setup and add students to Proctor Groups as needed.


Prior to testing, it is a best practice to review your school's data loaded in ADAM and student assignment within Proctor Groups. Once a student starts a test with the incorrect form assignment, the task of correcting the form assignment requires specific steps. If accommodations are not assigned correctly and the student completes testing, the score may be invalidated. For more information on available accommodations, please consult the *MAAAM*.

3.2.5 Managing Testing for Students Who Transfer

During testing, it is possible students will transfer between schools within an LEA or between LEAs. In the event of a student transfer, please reach out to the LAC to initiate the transfer process. Only the LAC role will have the ability to approve/reject student transfers between LEAs. All transfers within LaunchPad will require the student's state ID number, date of birth, as well as the student's original school/LEA and new school/LEA to complete tasks before they are finalized.

It is recommended that students complete testing at the original school before transferring. Transferring student tests and registrations will require coordination between schools and LEAs.

 Students will resume their tests in TestNav at the new school, once the student has been placed into a new Proctor Group.


 STCs must contact the LAC for guidance on testing using a new test book and answer document.

3.3 Develop a Test Administration Plan

3.3.1 Training Plan




STCs are responsible for training **ALL** staff with access to secure materials. Training attendance should be documented and kept on file for 6 years according to MSDE policy (refer to **Appendix C**). An effective training plan will familiarize all school staff with their individual responsibilities and MCAP Test Security policies listed under Section 2.0. The STC will:

- Explain chain-of-custody requirements.
- Distribute and/or provide link to the *TAM* to TAs.
 - Manuals are available at <https://support.mdassessments.com>.
 - TAs will read scripts and other instructions from the *TAM* or the test-specific Large Print or braille script. A script-only document, as well as Spanish translated scripts, are available at <https://support.mdassessments.com>.
- Ensure applicable staff receive administration and technical updates on MSDE and/or the LAC.

 Ensure Technology Coordinators are trained on the location of the technology setup resources at <https://support.mdassessments.com>.

 Ensure all relevant staff understand their User Role in ADAM and how to complete tasks (as applicable).

 Ensure all relevant staff are familiar with the Tutorial and Practice Tests.

-  If applicable, indicate how TAs can receive assistance for technical issues from Technology Coordinators during testing.
-  Ensure that all relevant staff understand how to access Customer Support.
-  Ensure testing schedule is entered in <https://itempra.org/schedule/> and share information with staff.

3.3.2 Security Plan

STCs must develop a security plan for their school. An effective security plan will accomplish the following:

- Inform all individuals with access to secure materials of security protocols, prohibited activities, testing irregularities, security breaches, and requirement to sign the Test Administration and Certification of Training Form and Non-Disclosure Agreement.
- Establish and document the chain-of-custody of test materials (described in Section 2.1).
 - Ensure that test materials are accounted for at all times before, during, and after test administration.
 - Chain-of-Custody Form templates are available at <https://support.mdassessments.com>.
- Designate a central locked location with limited access for secure storage of test materials.
- Document that Technology Coordinators, TAs, Accommodators, and Proctors have received necessary materials and training for a successful, secure administration of the MCAP assessments.
- Establish who is responsible for securely destroying or recycling specified test materials after the administration of each assessment.

Failure to implement an effective security plan may result in test invalidations.

Security Agreement (Test Administration and Certification of Training Form and Non-Disclosure Agreement)

Appendix B lists security protocols that all individuals with access to secure materials must follow.

Before testing, ALL staff with access to secure test materials must review and sign the security agreement. Schools are required to maintain signed copies (paper copies or scanned forms stored electronically) for 6 years.

All visitors in rooms during the administration of the assessment must also sign this agreement.

3.3.3 Prepare the Testing Environment

When choosing testing locations, STCs should make sure assessment settings have good lighting and ventilation, comfortable room temperatures, and are as free as possible from noise and interruptions so students can work comfortably and without disruption. Chairs should be comfortable and tables at an appropriate height with sufficient room for approved testing materials. Confirm that each student will have adequate work space and be sufficiently separated from other students to support a secure testing environment. Check that all needed materials and equipment are available and in good and working condition.

Changes to the setting, including the testing location and conditions within the testing environment can benefit students who are easily distracted in large groups or who concentrate best in small group and individual settings. A small group setting is an Administrative Consideration available to all students without any formal documentation.



To maintain security in a computer-based testing environment, MSDE suggests the following ideal configurations for seating students:

- Seat students in every other seat.
- Arrange monitors back-to-back.
- Seat students back-to-back.
- Seat students in a semicircle.
- Seat students in widely spaced rows or in every other row.

3.4 Meet with Technology Coordinators (If applicable)

Meet with your school's Technology Coordinator to explain the procedures for the MCAP assessment, the infrastructure preparations that will need to be made at your school, and the level of technical support that your school may need from this individual during testing. These meetings should include but are not limited to the following tasks:

- Review MCAP resources available for computer-based testing, including the technology set-up page available at <https://support.mdassessments.com/>.
- Review the technology specifications for testing and discuss your school's technology readiness. **IMPORTANT:** Be sure to check the current specifications and requirements as these may change between administrations. Specifications and requirements can be found at <https://support.mdassessments.com/>.
- Discuss the tasks for completing technology set-up (refer to Section 3.5) and timeline for completion.
- Discuss a plan for logistics (including testing schedule) and how to resolve any hardware or network issues.
- Request that the Technology Coordinator remain in the school building if possible to assist with troubleshooting or be accessible through another method during the days that students will be testing and create an escalation protocol for technical issues.
- Discuss your school's security plan, including creating and maintaining a secure testing environment.
- Review the Test Administration and Certification of Training Form and Non-Disclosure Agreement and have it signed by the Technology Coordinator.

3.5 Complete Technology Setup (For Computer-Based Testing Only)

3.5.1 Prepare Student Testing Devices (For Computer-Based Testing Only)

Prepare testing devices to meet security needs:

- Any software that would allow secure test content on student testing devices to be viewed by another computer must be turned off.
- Any applications that can automatically launch on a testing device should be configured not to launch during testing. Common applications that can launch automatically include anti-virus software performing automatic updates, screen savers, and email message notifications. These will cause TestNav to close. A battery warning icon within TestNav will be on screen during student testing.
- If using tablet devices, determine whether the students will use external keyboards. The decision should be generally consistent with what is used during instruction.
- Ensure headphones are available as needed (see Section 3.9.1). Bluetooth headphones are not permitted during MCAP assessments.
- Be sure all devices are charged for testing and there is a method to sub out a device should technology issues occur.

Maximize the number of wireless access points, and limit the number of testing devices per wireless access point.

3.5.2 Monitor Computer-Based Testing

STCs monitoring the status of each student's test in ADAM will need a computer or device that meets ADAM system requirements. The computer or device will be used to monitor Proctor Groups, resume students, and provide Seal Codes as needed in ADAM.

3.6 Establish a Testing Schedule

Refer to Section 2.4 for guidance on scheduling Proctor Groups. If applicable, check with your LAC to determine whether the LEA/LEA 24 has more specific requirements for testing dates and times. The testing schedule should be entered online by the STC in the Statewide Schedule Tool found at <https://itempra.org/schedule/>.

3.7 Schedule Tutoring, Practice Tests, and Training Administrations

Conducting a training administration in ADAM is an important preparation step for both administration staff and students. It is highly recommended that STCs develop a plan to provide students with an opportunity to become familiar with the MCAP assessment using the Tutorial and Practice Tests available online at <https://support.mdassessments.com/>. Tutorials familiarize students and educators with the item types, testing tools, accessibility features, accommodations, and test format and/or navigation of TestNav (CBT only) that will be used for the MCAP assessments. Practice Tests are also available in the paper format. Practice Tests provide a similar testing experience for each grade and content area. In addition, answer keys and rubrics are available for each grade level on the MCAP Portal at <https://support.mdassessments.com/>. Non-secure Practice Tests are available on <https://support.mdassessments.com/practice-tests/>.

Secure Practice Tests must be set up in ADAM.



During the live test, TAs are NOT allowed to assist students with TestNav functionality, specific question types, and navigation. Therefore, it is important that these questions are answered using Tutorial and Practice Tests. The Tutorial and Practice Tests should be administered on a separate day before the assessment is administered. There may be changes in TestNav from year-to-year. Therefore, it is important to administer the current Tutorial and Practice Tests each year, so that students have an opportunity to practice with any new functionality.

STCs should encourage teachers to familiarize students with the scoring rubrics prior to administration to help them understand the criteria by which their responses to prompts on all MCAP assessments will be scored. MCAP scoring rubrics can be found at <https://support.mdassessments.com/>.

3.8 Meet with TAs, Proctors, and Accommodators

Prior to testing, schedule and conduct a meeting with TAs, proctors, accommodators and all individuals that will have access to secured testing materials. This meeting should include but is not limited to the following tasks:

- Discuss training as specified in Section 3.3.1.
- Discuss your school's security plan and emphasize the following:
 - Chain-of-custody requirements
 - Testing irregularities and security breaches
 - Policies on testing time
 - Active proctoring during testing (i.e., focusing full attention on students at all times to confirm that students are working independently)
 - Utilizing the ADAM site to monitor tests

- Review any MSDE-specific policies (refer to **Appendix C**), and emphasize the following:
 - TAs must use timing boxes.
 - TAs should post “Go On” and “Stop” signs for the paper assessment as visual cues for students at the start of testing (copies of the signs are available in the *TAMs*).
 - TAs and Proctors shall NOT comment on any student work at any time.
 - TAs, Proctors, and Accommodators shall NOT help students in any way except to clarify the general instructions or provide directions as specified in the *TAMs*.
 - Clarify the types of questions from students that TAs can answer during testing.
 - Under no circumstances should students be prompted to revise, edit, or complete any test questions during or after testing.
 - All test items and all student responses, including student work on scratch paper, in the MCAP assessment are secure and may NOT be released, copied, or duplicated in any way, or kept at the school once testing is completed.
- Review policies for testing day, including but not limited to:
 - Procedures for breaks
 - Calculators (hand-held)
 - Mathematics tools
 - Procedures for students who finish early, including allowable materials for students after testing
 - Procedures for dismissing ill or disruptive students
 - Escalation protocol for technical issues on testing day
- Review accessibility features and accommodations that will be available during the MCAP assessments.
- Ensure that TAs who will administer accessibility features or accommodations that require TA interaction (e.g., Human Reader/Human Signer) have specific training so that they know what is allowed during the assessment.
- Provide TAs, Proctors, and Accommodators with their assigned group of students for testing.
- Provide a copy of the testing schedule or the link to the Statewide Schedule Tool at <https://itempra.org/schedule/> to TAs, Proctors, and other critical stakeholders.
- Inform all stakeholders of your school’s procedures for make-up testing.
- Review the Test Administration and Certification of Training Form and Non-Disclosure Agreement and have stakeholders sign this document.
-  Ensure that ADAM user accounts for TAs have been created and passwords updated before testing and review tasks in ADAM as needed (if applicable).
-  Review common TestNav errors and how to resolve them.

3.9 Organize Test Materials for Computer-Based Testing

The LAC and STCs are responsible for ensuring the school has all necessary testing materials and tools available and organized prior to the start of testing. Secure materials should be kept in a centrally located, locked storage with limited access.

3.9.1 Secure and Nonsecure Test Materials

The STC must distribute test materials to and collect materials from the TAs each test administration day. To maintain their security, test materials must NOT be stored in classrooms prior to or following the day of administration.

Test materials that must be distributed to and collected from TAs include:

- **Materials (printed from ADAM at the school)**
 - Student print cards and Seal Codes
- **Materials (shipped by vendor):**
 - *TAMs*
- **School-supplied materials for in-school testing**
 - No. 2 pencils with eraser(s)
 - Blank scratch paper
 - TAs must supply at least one sheet of unused scratch paper (blank, lined, or graph) for each student. Students can request more scratch paper during the Section, if needed.
 - If graph paper is used during instruction, it is recommended that schools provide graph paper as scratch paper for Mathematics Sections.
 - TAs are responsible for collecting all used scratch paper to be securely destroyed. Schools may reuse unused scratch paper (only if paper is completely blank).
 - Calculators (See Calculator Section)
 - Mathematics Tools (see Mathematics Tools for Administration section for more information)
 - Mathematics reference sheets may be printed locally, but schools are highly encouraged to use the online copy as an Exhibit in TestNav.
 - Testing devices that meet the minimum technology specifications set forth by Pearson
 - Headphones (see Headphones section for more information)
 - Materials necessary for the administration of accommodations or accessibility features (For a full list of materials included in accommodated kits, see Section 6.2.)
 - Timing device such as a clock or watch, to keep track of time during testing even if students view a countdown timer connected to the Internet.
 - “Testing — Please Do Not Disturb” sign to post on the doors of the testing rooms (a copy of the sign is available in the *TAMs*)
 - Computer or device for TAs if they are managing Proctor Groups

Calculators

Students are expected to use the calculator in TestNav if taking an online test unless their IEP or 504 plan specifies otherwise. Calculators are Section-based for the computer-based assessment and will be available only on the calculator Section of the assessment. Only students with an accommodation may use a hand-held calculator for the assessment.

- For grades 3–5, four-function calculators with percentage and square root are allowed for all students on specific Sections of the Mathematics assessment. Students may only use a hand-held four-function calculator on non-calculator items and throughout the test if they have a documented IEP or 504 accommodation.
- For grades 6–7, four-function calculators with percentage and square root are allowed for all students on specific Sections of the Mathematics assessment. Students may only use a hand-held four-function calculator on non-calculator items and throughout the test if they have a documented IEP or 504 accommodation.
- For grade 8, scientific calculators are allowed for all students on specific Sections of the Mathematics assessment. Students may only use a hand-held scientific calculator on non-calculator items and throughout the test if they have a documented IEP or 504 accommodation.

- For high school Mathematics assessments, graphing calculators with functionality consistent with the TI 84 or a similar model are allowed for all students on specific Sections of the Mathematics assessment. Students may only use a hand-held graphing calculator throughout the test if they have a documented IEP or 504 accommodation.

REMINDER During the computer-based Mathematics assessment, students will have access to the Back arrow, Review Menu, and the ability to bookmark an item within each Section in order to respond to items previously viewed.

For computer-based testing, the calculator will be available on the toolbar in the TestNav testing platform. In order to provide comparability across schools in Maryland, students must only use calculators that are allowable for their grade/course assessment. Allowing the use of a calculator that is designated for a lower or higher grade level assessment may unfairly disadvantage or advantage students and is, therefore, not allowed. Only students with a calculator accommodation for a specific calculator listed on an IEP or 504 plan may use calculators outside of their grade level.

Additionally, schools must adhere to the following additional guidance regarding calculators:

- No calculators with Computer Algebra System (CAS) features are allowed.
- No tablet, laptop (or PDA), or phone-based calculators are allowed during MCAP assessments.
- Students are NOT allowed to share calculators with another student during any Section.
- TAs must confirm that the memory on all hand-held calculators has been cleared before and after the Proctor Groups.
- Calculators with “QWERTY” keyboards are NOT permitted.
- While highly discouraged, if the LEA or LEA 24 school permits students to bring their own calculators for MCAP assessment purposes (e.g., Talking calculator, Large key calculator, etc.), STCs or TAs must confirm that the calculators meet requirements as defined above.

For students who meet the guidelines in the *MAAAM* for a calculation device, this accommodation allows a calculation device to be used on non-calculator Sections of any MCAP Mathematics assessment. If a student needs a calculator as part of an accommodation in a non-calculator Section, the student will need a hand-held calculator because an online calculator will NOT be available. If a student needs a specific calculator (e.g., large key, talking, etc.), the student may bring their own, provided it is specified in their approved IEP or 504 plan. For more clarifications and complete guidance, refer to the *MAAAM* and the Calculator Policy at <https://support.mdassessments.com>.

Students may not use a device connected to the Internet to access the Desmos calculator except through TestNav, the online testing platform.

During MISA in grades 5 and 8, all students may use the online calculator for the entire assessment without any special accommodations.

Mathematics Tools for Administration

The following list of tools are optional for students who use them in daily instruction and who may find them useful during administration. If the tools are provided to students during administration, it is recommended that students have ample opportunity to practice with the Practice Tests or sample items using these tools.

- **Rulers and Protractors:** For computer-based assessments, required tools will be provided through the TestNav platform. Schools may not provide their own rulers and protractors in the grades where rulers and protractors are provided tools (see Table 3.0).
- **Paper Copies of Mathematics Reference Sheets:** For computer-based testing, Mathematics reference sheets are available to students in grades 4–8 and high school through the “Exhibits” tab on the testing platform. However, schools may choose to locally print and

provide copies to students during testing. If providing students with printed copies of the Mathematics reference sheets, the following protocols must be followed:

- The printed copies must be MSDE approved Mathematics reference sheets, available at <https://support.mdassessments.com>.
 - The copies must be free of any writing or notes.
 - If students write on the reference sheets during testing, the reference sheets are then considered secure materials and must be securely destroyed after testing that day and a clean copy provided for any remaining testing.
- **Geometry Tools:** Tracing paper, reflection tools, straight edges, and compasses are optional for the grade 8 Mathematics and Geometry assessments. Geometry tools are NOT allowed for grades 3–7, Algebra I, and Algebra II.

Table 3.0 Rulers and Protractors for Computer-Based Testing (Available on TestNav platform)

Grade(s)/Course(s)	Pearson (Provided in TestNav)	Allowable (Not Provided)
Grade 3	<ul style="list-style-type: none"> Ruler ($\frac{1}{8}$ inch) 	—
Grades 4–7	<ul style="list-style-type: none"> Ruler ($\frac{1}{8}$ inch) Protractor 	—
Grade 8	<ul style="list-style-type: none"> Ruler ($\frac{1}{8}$ inch) Protractor 	—
Algebra I, Geometry, Algebra II	<ul style="list-style-type: none"> Ruler ($\frac{1}{8}$ inch) Protractor 	—

Table 3.1 Rulers and Protractors for Paper-Based Testing

Grade(s)/Course(s)	Pearson (Provided)	Allowable (Not Provided)
Grade 3	<ul style="list-style-type: none"> Ruler ($\frac{1}{8}$ inch) 	—
Grades 4–7	<ul style="list-style-type: none"> Ruler ($\frac{1}{8}$ inch) Protractor 	—
Grade 8	<ul style="list-style-type: none"> Ruler ($\frac{1}{8}$ inch) 	<ul style="list-style-type: none"> Protractor
Algebra I, Geometry, Algebra II	<ul style="list-style-type: none"> Ruler ($\frac{1}{8}$ inch) Protractor 	—

If these tools are used, place the materials in a predetermined location in the testing room. If schools allow students to bring their own tools, they must be given to the STC or TA prior to testing to ensure that the tools are appropriate for testing (e.g., tools do NOT have any writing on them). For more Mathematics Tools clarifications, please see the Mathematics Tools policy by going to MCAP Portal (<https://support.mdassessments.com/documents/>) > Policy Documents & Forms > Policies and Procedures.

Reminders for the Mathematics Administration

1. The student should begin the assessment with Section 1. Students will work for the Section Testing Time and when time is up, MUST be moved by the STC to the next Section. All students will be given the Seal Code for the next Section and start that Section together.
2. If a student returns to the previous Section, the TA must stop the test and have the STC move the student to the next Section. This is a testing irregularity.

Wired Headphones/Earbuds

Headphones will be required for MISA and ELA/L assessments, as well as for students who receive the text-to-speech or screen reader accessibility feature. A Test Audio button will appear on the sign-in page to ensure the student has sound.

Stand-alone headphones (i.e., headphones not connected to a device) are also an accessibility feature; therefore, some students may use headphones as noise buffers to minimize distractions or filter external noise during testing. If students use headphones for this purpose, TAs are responsible for ensuring that the headphones are NOT plugged into any device.

Schools have several options for ensuring they have a sufficient number of headphones. First, schools can instruct students to bring their own headphones; however, Bluetooth-enabled headphones are NOT permitted during the MCAP assessments. Second, schools can purchase additional device-compatible headphones.

For computer-based tests using headphones, students should set the volume to the highest level on the device at the sign-in screen in TestNav. Students can adjust the volume level within TestNav at any point in the Sections. A volume control will also be available on the top right corner of the TestNav screen once inside the test.

Note: Programs (i.e., music streaming, YouTube®, etc.) on all testing devices are to be closed and not running in the background before launching TestNav.

Human Reader Scripts

Schools will receive paper copies of secure Human Reader scripts for students registered to take Mathematics assessments with the Human Reader accessibility feature or accommodation. These secure documents are required to be used when providing a Human Reader accessibility feature for Mathematics. Failure to use the Human Reader Script with students registered for this accommodation or accessibility feature is considered a testing irregularity. **Human Reader scripts are considered secure and must be returned to Pearson at the end of testing.**

If students were not properly registered prior to the deadline, LACs or STCs must place an additional order for these secure materials. These scripts may not be copied locally. Refer to Section 3.10.4 for guidance on placing an additional order. The Human Reader script for Mathematics testing **MUST** be ordered and used in conjunction with the online test available for the TA.

TA Scripts are provided for the computer-based and paper-based English Language Arts/Literacy, Mathematics, MISA, and Social Studies 8 assessments. Scripts are provided in English and Spanish on the MCAP Portal (<https://support.mdassessments.com/training-resources/>).



3.10 Organize Test Materials for Paper-Based Testing

The LAC and STCs are responsible for ensuring the school has all necessary testing materials and tools available prior to the start of testing. Test materials will be automatically generated through data captured on the Accommodations File, provided the deadline is met. Secure materials should be kept in a centrally located, locked storage with limited access.

3.10.1 Secure and Nonsecure Test Materials

The STC must distribute test materials to and collect materials from the TAs each test administration day. To maintain their security, test materials must NOT be stored in classrooms prior to or following the day of administration.

Test materials that must be distributed to and collected from TAs include:

- **Pearson-supplied materials (shipped by vendor)**
 - Test books
 - Answer documents (grades 4–8 and high school for ELA/L and Mathematics only)
 - Grade 3 ELA/L and Mathematics, MISA 5 & 8, and Social Studies will use consumable test books and no answer documents will be available.
 - Mathematics reference sheets (grades 4–8 and high school)
 - Rulers and protractors (if applicable, see Mathematics Tools for Administration section for additional information)
 - *TAMs*
- **School-supplied materials for in-person testing**
 - No. 2 pencils with eraser(s)
 - Blank scratch paper
 - TAs must supply at least one sheet of unused scratch paper (blank, lined, or graph) for each student. Students can request more scratch paper during the Section, if needed.
 - If graph paper is used during instruction, it is recommended that schools provide graph paper as scratch paper for Mathematics Sections.
 - TAs are responsible for collecting all used scratch paper to be securely destroyed. Schools may reuse unused scratch paper (only if paper is completely blank).
 - Calculators (see Calculators section for additional information)
 - Mathematics tools (see Mathematics Tools for Administration section for additional information)
 - Materials necessary for the administration of accommodations or accessibility features (For a full list of materials included in accommodated kits, see Section 6.2.)
 - Timing device such as a clock or watch, to keep track of time during testing even if students view a countdown timer connected to the Internet.
 - “Testing — Please Do Not Disturb,” “Go On” (PBT only), and “Stop” (PBT only) signs to post on the doors of the testing rooms or the board (a copy of the sign is available in the *TAMs*)

3.10.2 Receive, Document, and Store Materials

Test books and answer documents are shrink-wrapped separately and packed in boxes, clearly labeled with the school’s name, and shipped to either the LAC at the LEA Office or directly to the STC at the school.

Shrink-wrapped packages can be opened at the school level once the shipment is received.

Each day before and after test administration, both scorable and non-scorable test materials must be stored in a secure location, and daily distribution and collection must be documented using the Chain-of-Custody Form or other tracking log (refer to Section 2.1). Follow the instructions below for receiving materials and taking inventory, which should be done immediately after receiving secure test materials.

- Remove the packing list and School Chain-of-Custody Form from box 1.

- Remove the resealable package labeled “Test Coordinator Kit.” Review the contents of this package and notify the LAC if additional materials are needed. Place the Test Coordinator Kit, and all of its contents, in a secure location to be retrieved after the completion of testing. The kit contains the following items:
 - Resealable plastic bag (holds all materials)
 - Paper bands for bundling and returning scorable test books (grade 3) and scorable answer documents (grades 4–8 and high school for ELA/L and Mathematics only)
 - Pearson Return Labels for **scorable** materials (Scorable and non-scorable labels will be different colors for each test administration.)
 - Pearson Return Labels for **non-scorable** materials (Scorable and non-scorable labels will be different colors for each test administration.)
 - MVP Bill of Lading forms for scorable and/or non-scorable materials; refer to Maryland’s state policy pages in **Appendix C** for additional information.
 - Pre-printed/pre-gridded Scorable Materials Return School Header
 - Student ID labels (one per student)
 - Student Roster
 - Pearson Return Instructions Sheet
 - Shipping Carrier Return Instructions
 - One *TAM* will be provided for every 25 students registered in ADAM.
 - Students taking MISA 5 & 8 and Social Studies 8 will use a consumable test book and not an answer document.
- Count the materials received to verify that the quantities listed on the school packing list were shipped as indicated, and also that there is an adequate number of *TAMs*, test books, and answer documents (for grades 4–8 and high school for ELA/L and Mathematics only) for students in the school. Schools will be provided a five percent overage of these testing materials. If additional materials are needed, submit an additional order through ADAM. Refer to your MSDE policy in **Appendix C** before placing an order.
- Ensure that any missing or damaged test books and answer documents are replaced. Refer to your MSDE policy in **Appendix C** before placing an order.
- Keep all test materials in centrally located, locked storage with limited access until distributing them to the TAs. Test materials must be distributed only on the test administration day and must be returned to the STC for secure storage immediately after testing using the Chain-of-Custody Form or other equivalent (except when needed for accommodations).
- Keep all boxes in which the test materials were delivered for returning materials when testing is complete.
- Report the following occurrences immediately to Pearson using the Form to Report Contaminated, Damaged, or Missing Materials available in **Appendix E**.
 - Non-receipt of any packages of test books or answer documents listed on the School Packing List
 - Discovery of a damaged test book or answer document
 - Discovery of missing or duplicate sequence numbers on any test book or answer documents. Barcodes for test books are on the front cover in the lower right-hand corner.

3.10.3 Account for Damaged Test Books and Answer Documents (For Paper-Based Testing Only)

Review your shipment for damaged materials. Return damaged test books and answer documents with all other non-scorable materials.

During testing, if a student discovers a damaged test book or answer document, give the student a replacement test book or answer document. When the student completes all Sections, follow the directions for transcription in Section 5.2.2. Grid all student demographic information on the replacement test book (grade 3 for ELA/L and Mathematics as well as MISA 5 & 8 and Social Studies 8) or answer document (grades 4–8 and high school for ELA/L and Mathematics). Then follow instructions in Section 5.2.2 for “Do Not Score” books (grade 3 for ELA/L and Mathematics as well as MISA 5 & 8 and Social Studies 8) and answer documents (grades 4–8 and high school for ELA/L and Mathematics).

3.10.4 Additional Orders

Follow the guidance of your LAC as to who may submit additional orders. Do NOT submit additional orders prior to receiving your initial shipment of test materials. All test materials should be inventoried prior to submitting any additional orders.

Ordering additional materials is a two-step process:

1. Orders are created, edited, or canceled by STC or LAC
2. Orders are approved by Pearson and MSDE.

Refer to the *User Role Matrix* document posted on <https://support.mdassessments.com/> to view those with the ability to place orders. Refer also to your LAC for the policy in your LEA regarding ordering materials.

Additional orders may be placed by submitting an order in ADAM. ADAM may also be used to track orders placed by your organization. The person placing the additional order must indicate the “Needed By” field and understand that shipments may take up to seven business days once approved. Materials will not be shipped overnight.

For a detailed list of materials that are included in accommodated kits, see Section 6.2.



- Additional copies of the *Test Coordinator Manual* and/or the *TAM* can be ordered using the additional order process.
- If you have students requiring paper-based accommodated test materials, braille test books with Screen Reader, or Human Reader scripts, their student registration must be completed by the initial order deadline to receive accommodated materials. Otherwise, you will need to place an additional order for paper-based accommodated test materials.

3.11 Finalize Preparations for Computer-Based and Paper-Based Testing

Before testing, STCs must confirm the following tasks have been completed:

- Verify that testing rooms are configured so that students are separated by a reasonable distance to encourage independent work and to prevent cheating.
- Ensure testing rooms are clear of all instructional displays (refer to Section 2.3 for prohibited materials).
- Prepare to distribute testing materials to TAs.



For computer-based testing, STCs must also:

- Confirm that all the testing devices meet the requirements needed to administer the computer-based tests.
- Confirm that headphones are available for every student taking computer-based ELA/L tests and those using the accessibility feature (text-to-speech) for Mathematics, MISA 5 & 8, and Social Studies 8.
- Create computer-based Proctor Groups in ADAM for computer-based testing.
- Verify the students needing accessibility features and/or accommodations (e.g., text-to-speech) have been assigned the correct test form.
- Print student print cards and Seal Codes for computer-based testing. The STC may choose to have the TA access the Seal Codes in ADAM.
- Create a chain-of-custody for TAs receiving secure Seal Codes, print cards, and any non-secure materials for testing.



- For paper-based testing, STCs must also record all test materials (with security numbers listed on the secure documents) in chain-of-custody documentation in preparation for hand-off to TAs on testing day.

3.12 Meet with Students

Prior to testing, it is recommended STCs meet with students to review the following information:

- Testing schedule
- Materials students are allowed to bring with them to testing (e.g., non-Bluetooth headphones and a recreational book for after testing if allowed by the LAC for the LEA)
- Policy that making calls, texting, taking pictures, and browsing the Internet are NOT allowed in the testing environment and may invalidate the student's test
- Any local school procedures during testing (i.e., procedures for breaks)

4.0 DURING Testing

This section describes activities for the STC and Technology Coordinator (TC) to perform during testing days. Section 4.1 provides directions for schools administering computer-based testing and Section 4.2 provides directions for schools administering paper-based testing. Some or all tasks in these sections may be applicable to the LAC in your LEA.



4.1 Computer-Based Testing

This section describes activities for the STC and Technology Coordinator (TC) during testing days. Section 4.1.1 contains the checklist for all activities related to computer-based testing while Sections 4.1.2–4.1.5 contain specific details for tasks during testing.

4.1.1 Checklist of Tasks for STCs to Complete DURING Computer-Based Testing

Completing tasks during the timelines in this checklist is strongly recommended.

LAC	STC	TC	Task	Reference
Testing Day				
	<input type="checkbox"/>	<input type="checkbox"/>	Ensure that TAs have a computer or device available in testing area if needed.	Section 3.5
	<input type="checkbox"/>		Distribute test materials to TAs.	Section 3.9
	<input type="checkbox"/>		Manage Proctor Groups in ADAM.	Section 4.1.2

LAC	STC	TC	Task	Reference
	<input type="checkbox"/>		Monitor each testing room to ensure that test administration and security protocols are followed, and required administration information is being documented and collected. Be available during testing to answer questions from TAs.	Section 4.1.4
	<input type="checkbox"/>		Ensure that TAs provide applicable students with their approved testing accommodations and pre-identified accessibility features.	Section 4.1.4
	<input type="checkbox"/>		Schedule and supervise make-up testing.	Section 4.1.5
	<input type="checkbox"/>		Create make-up Proctor Groups in ADAM (optional).	Section 4.1.5
		<input type="checkbox"/>	Respond to all technology-related issues.	Section 4.1.3
	<input type="checkbox"/>		Collect materials from TAs.	Section 4.1.5
<input type="checkbox"/>	<input type="checkbox"/>		Investigate all testing irregularities and security breaches and follow the LEA and MSDE policy for reporting these incidents.	Section 2.2

4.1.2 Managing Proctor Groups in ADAM (Testing Day)

Before students can begin testing, STCs and/or TAs will need to sign in to ADAM in order to monitor the status of students' tests. The TA may also need to access the secure Seal Codes needed by students to move between Sections if a printed copy was not received with the print cards. Table 4.0 describes the possible statuses for a student during each Section.

At times, a test may need to be voided due to a variety of reasons (i.e., Sign-in by wrong student, incorrect accommodations applied, cheating, etc.). Only the LAC may VOID the test and reassign a new test if necessary. A test placed in a VOID status will need a reason (Exemption) for voiding, and that test will NOT be scored.

Table 4.0 Student Statuses in ADAM

Status	Description
Not Started	The student has NOT signed into the test.
In Progress	The student has signed into the test and has NOT submitted all four Sections.
Exited	The student has exited their test without submitting.
Submitted	The student has completed the test and submitted each Section.
Void	If exceptions occurred during a proctor group, an authorized user can mark the test attempt Void. The user can re-register the student for a different proctor group. Voided attempts do not appear on reports. Results are excluded from both individual and summary reports.

4.1.3 Technology Tasks DURING Testing

Troubleshooting Computer-Based Testing

Technology Coordinators or their designee should be on hand to help address any technology issues. They should be mindful of test security procedures and should have signed the Test Administration and Certification Training Form and Non-Disclose Agreement. Resources for troubleshooting the following common computer-based testing issues have been developed:

- If a student has the wrong form assignment for accommodated testing, see the STC to resolve the issue.

If a student exits TestNav (either unintentionally or intentionally) before completing a test:

- Verify that TestNav is shut down for the student.
- Attempt to keep the student on the same device.
- Instruct the student to sign back in to the test.
 - The student should use the original Print card to sign in to the test.
 - The student's test will resume with the next unanswered question at the point where the test was interrupted.
 - The system will upload any test responses that the student entered after the interruption if resuming on the same testing device.

Technology Coordinators should respond as quickly as possible when technology disruptions occur. Cell phones are permitted in the testing environment by specific personnel to contact the **Customer Support Center (888-639-0690)** when troubleshooting guidance is needed. However, Technology Coordinators and TAs must NOT take photos of error screens. Error codes for TestNav and guidance for resolving computer-based testing issues can be found in the *TestNav 8 User Guide* or at <https://support.assessment.pearson.com/TN/error-codes-16908303.html>.

4.1.4 Monitor Test Activity and Maintain Test Security

The STC must be actively involved in test administration by monitoring testing and ensuring test security procedures are followed as described in this manual. STCs must be available during testing to answer questions from TAs and Proctors. LACs must monitor reports of testing irregularities and security breaches and ensure that STCs follow LEA and MSDE procedures for reporting such events. Refer to **Appendix C** for MSDE procedures.

STCs must ensure that during each Section of the test, TAs and Proctors walk around the room and check that students are working in the correct Section. At no time are any school staff allowed to sign in to TestNav using a student print card; however, TAs may help students sign in if issues arise.

In addition, ensure that TAs provide applicable students with their approved testing accommodations and pre-identified accessibility features. If a computer-based accommodation is not appearing for a student, stop testing and refer to the *Personal Needs Profile (PNP) Guidance—Managing Incorrect Accessibility Features and Accommodations* by going to MCAP Portal (<https://support.mdassessments.com/platformresources/>) > ADAM Resources > ADAM Guidance Documents.

4.1.5 End-of-Section Tasks

Collect Materials

The STC or designated person must collect the test materials listed below from TAs immediately after the administration of Sections tested on a single day.

- Student print cards and Seal Codes if printed by STC
- Used and unused scratch paper (unused scratch paper may be reused)
- Accommodated test materials
- Printed Mathematics reference sheets or calculators used during testing

At the end of each testing day, ensure all materials from the assessment have been returned to the locked storage area or destroyed as directed (i.e., scratch paper).

Ensure TestNav Sign-out

TAs **MUST** use the instructions at the end of the administration script to help students sign out of TestNav. TAs may provide navigational guidance as students click through the sign out steps. TAs should walk around the room and verify that all students have submitted the Section and/or signed out of TestNAV.

The STC **MUST** ensure that all students will log back into the next appropriate Section of the assessment. Only after **all** Sections of the test have been submitted will the status reflect **Submitted**. If a student is unable to submit any one section for any reason his/her test will remain in “In Progress” status.

Administer Make-Up Testing

If a student is NOT tested during the regular administration, they may be moved into a new make-up proctor group in ADAM (refer to the directions in the *ADAM Online User Guide*). However, if the student will rejoin the regular administration for any remaining Sections, it is recommended that you leave that student in the original proctor group in ADAM. Refer to the *Make-Up Testing Directions for Computer-Based Testing* document available at <https://support.mdassessments.com> for additional information on make-up testing. Each test is intended to be given in sequential order and the TA must provide the correct Seal Code specific to the Proctor Group. Placing students with a similar test into a new make-up Proctor Group will allow for the use of a single set of new Seal Codes and not the Seal Codes from the student’s originally assigned Proctor Group.

4.2 Paper-Based Testing

This section describes activities for the STC during testing days. Section 4.2.1 contains the checklist for all activities related to paper-based testing while Sections 4.2.2–4.2.4 contain specific details for tasks during testing.

4.2.1 Checklist of Tasks for STCs to Complete DURING Paper-Based Testing

Completing tasks during the timeline in this checklist is strongly recommended.

LAC	STC	TC	Task	Reference
Testing Day				
	<input type="checkbox"/>		Distribute test materials to TAs.	Section 3.10
	<input type="checkbox"/>		Monitor each testing room to ensure that test administration and security protocols are followed, and required administration information is being documented and collected. Be available during testing to answer questions from TAs.	Section 4.2.2
<input type="checkbox"/>	<input type="checkbox"/>		Ensure that TAs provide applicable students with their approved testing accommodations and pre-identified accessibility features.	Section 4.2.2
	<input type="checkbox"/>		Schedule and supervise make-up testing.	Section 4.2.4
	<input type="checkbox"/>		Follow the protocol for contaminated or damaged test materials, and refer to your state policy for reporting these incidents.	Section 4.2.3
	<input type="checkbox"/>		Collect materials from TAs and ensure all test books and answer documents have a student name and/or student ID label.	Section 4.2.4
<input type="checkbox"/>	<input type="checkbox"/>		Investigate all testing irregularities and security breaches and follow your LEA and MSDE policy for reporting these incidents.	Section 2.2

4.2.2 Procedures for Contaminated, Torn, or Damaged Materials

Contaminated Test Materials

If any test materials (e.g., test books, answer documents) become contaminated with bodily fluids (e.g., student becomes ill on a test book or answer document), the following procedures must be followed.

- The TA must immediately:
 - Stop testing for the student or group, as needed.
 - Record the amount of time remaining.
 - If possible, record the item number and page number where the student stopped testing.

- d. Follow your school procedure for medical emergencies.
2. Qualified school personnel must safely handle the soiled test book or answer document and place it in a resealable, plastic bag with the security barcode label visible from the exterior.
3. After the testing area is cleaned and the students have returned, the TA must remind students of the amount of time remaining for the test Section prior to the disruption. Testing may then resume.
 - a. If the ill student returns to resume testing and the completed responses can be transcribed into a replacement test book (grade 3 ELA and Mathematics, MISA 5 & 8, and Social Studies 8) or answer document (grades 4–8 and high school ELA/L and Mathematics), the TA must provide the student with a new test book or answer document. The TA must ensure the student’s name is recorded on the front of the replacement test book or answer document for proper identification.
 - b. If the ill student returns to resume testing and the completed responses cannot be transcribed into a replacement test book or answer document, the student must be given the opportunity to retake those Sections using a replacement test book and answer document during make-up testing. Contact your LAC or MSDE for further guidance if necessary.
4. After testing is complete, the STC must:
 - a. Apply the student ID label to the replacement test book or answer document or grid demographic information prior to returning it.
 - b. Record the security barcode number of the contaminated test book or answer document on the Form to Report Contaminated, Damaged, or Missing Materials available in **Appendix E**.
 - c. Record the security barcode number of the replacement test book or answer document on the Chain-of-Custody Form.
 - d. If applicable, transcribe the completed response from the contaminated test book or answer document into a replacement one.
 - i. Follow the guidelines for transcribing student responses in Section 5.2.2.
 - ii. Return the replacement test book or answer document to Pearson along with the rest of the scorable materials.
 - e. Securely destroy the contaminated test book or answer document according to your LEA biohazard protocols. Do not return contaminated material to Pearson.
 - f. Compile a list of contaminated test books and answer documents and maintain it on file for 6 years.
5. The STC must notify the LAC of this irregularity according to the state policy found in **Appendix C**.

Torn or Damaged Test Materials

If any test materials are damaged (e.g., ripped pages, incorrectly applied labels), the following procedures must be followed.

1. The test book or answer document must be replaced in order for the student to complete testing. After testing but within the test window, the student’s answers must be transcribed into a replacement test book or answer document.
 - a. Answers must be transcribed following the guidelines for transcribing student responses in Section 5.2.2.
 - b. The STC must immediately notify the LAC.
2. The TA must ensure the student’s name is recorded on the front of the replacement test book or answer document.
3. After testing is complete, the STC must:

- a. Apply the student ID label to the replacement test book or answer document or fill out the data grid completely.
- b. Record the security barcode number of the replacement test book or answer document on the Form to Report Contaminated, Damaged, or Missing Materials available in **Appendix E**.
- c. Return the replacement test book or answer document to Pearson along with all other scorable materials.
- d. Pack the damaged test book or answer document with the non-scorable materials and return to Pearson. Follow the direction in Section 5.2.2 in order to properly mark test materials as Do Not Score.
- e. Compile a list of all damaged test books and answer documents and maintain it on file for 6 years.

4.2.3 End-of-Section Tasks

Collect Materials

Immediately after each Section in each grade/course is completed, collect the test materials from TAs.

- All used and unused test books (Ensure all test books have a student name written on them.)
- All used and unused ELA/L and Mathematics answer documents for grades 4–8 and high school (Ensure all answer documents have a student name written on them.)
- Used and unused scratch paper (Unused scratch paper may be reused.)
- Pearson-supplied Mathematics reference sheets, rulers, and protractors
- Any accommodated responses provided in another format (If the response is being transcribed directly from a computer, then the computer must remain secure until the responses are transcribed. Then after transcribing, the responses must be totally removed from the computer).

Follow all chain-of-custody procedures. At the end of each testing day, ensure all materials from the MCAP assessments have been returned to the secure storage area. Take inventory of all secure materials to be sure that none are missing; if materials are missing, follow MSDE steps in **Appendix C**.

Administer Make-Up Testing

Students who are NOT tested on the regular administration date due to a temporary illness or other excused absence should be tested during the make-up testing period. All testing must be completed within the designated MSDE testing window.

4.3 Procedures for Testing Irregularities (Testing Day)

4.3.1 Dismissing Students for Misconduct

The TA has the authority to contact the STC and the school administration to dismiss any student for misconduct according to your local policy. If student misconduct warrants dismissal, collect the student's test materials. The student will then be dismissed from the testing environment. The student may be eligible to continue testing in another location (e.g., school counselor's office) according to local policy. The school or LEA must submit a Form to Report a Testing Irregularity or Security Breach within five business days unless otherwise directed by your LAC or State Security Officer.


If a student is observed with any of the items listed in Section 2.3 during testing or during breaks, the TA should collect the prohibited materials or follow LEA/LEA 24 policy. The school or LAC should complete the Testing Incident Form (TIF) in **Appendix D** and follow the MSDE/LEA policy for submitting the form.



If a student is dismissed, the TA or STC must verify that the student's status is Resumed in ADAM. If not, the TA or STC must exit the student's test in TestNav.

4.3.2 Item Irregularities During Testing

If during testing, a student alerts a TA to a possible unanswerable or misprinted test item, use the following steps:

- For computer-based testing : If the issue being experienced is with a particular item, the TA should instruct the student to bookmark the item and continue testing, if the student is taking an adaptive assessment they must answer to continue. At the end of the Section before submitting, the TA and STC should try to troubleshoot the issue with the remaining item by contacting their Technology Coordinator or by using troubleshooting guidance available at <https://support.mdassessments.com>. If troubleshooting does not resolve the issue, the TA, Technology Coordinator, or STC should call the Customer Support Center and MSDE to report the issue. The student should NOT submit the Section until the issue is resolved.
- If a timely solution cannot be found, the TA should:
 - Instruct the student to proceed with the remaining Sections but NOT to SUBMIT the final test.
 - Note the content area, course/grade level, item number, test format (online or paper), and a brief description of the issue and provide that information to the STC to complete the TIF or LEA/LEA 24 designed Testing Irregularity form. Actual wording from the question should never be included either verbally or in writing. The student may be able to return to this item once resolved by Pearson.

4.3.3 Procedures for Safety Threats and Severe Weather

In all instances of safety and severe weather threats, consult your local evacuation policy. In the event that there is a building evacuation, lockdown, or school closure that occurs **before** the start of a Section, follow the protocol outlined below:

- Proceed with testing only if the Section can be completed that day.
 - If the Section cannot be completed, schedule the Section during make-up testing.
- Document the situation, noting the event, date, and time, students affected, and any other specific details regarding the situation. The STC should notify the LAC of this incident as soon as it is safe to do so.

- Refer to **Appendix C** for MSDE policy about reporting safety threats and severe weather.

In the event that there is a building evacuation, lockdown, or school closure that occurs **during** the Section, follow the protocol outlined below, while remembering the safety of students should be the first priority:

- If possible, note the time of the disruption so that the remaining time for the Section can be calculated.
- If leaving the test environment, take necessary steps to ensure the security of the testing room or materials, if time permits.
- Upon returning to the testing room, prepare students for the continuation of the Section:
 - TAs must inform students how many minutes remain in the Section.
 - TAs must write on the board the updated start time and stop time of the Section.
 - Students may need to sign back in to TestNav using their original print card.
- Using the Testing Incident Form (TIF) or LEA designed Testing Irregularity form, document the situation.

5.0 AFTER Completion of ALL Testing

5.1 Computer-Based Testing

5.1.1 Checklist of Tasks for Test Coordinators and Technology Coordinators AFTER Testing

This section describes activities for the STC and Technology Coordinator (TC) to perform after testing is complete. Some or all tasks in this section may be applicable to the LAC depending on the procedures specific to your LEA/LEA 24. Since Section 5.1.1 only provides a checklist of tasks, refer to Sections 5.1.2–5.1.5 for more details.

LAC	STC	TC	Task	Reference
Day of Final Test Section				
	<input type="checkbox"/>		Verify that all tests are in the Submitted status. If still in the In-Progress status, contact the LAC to apply accountability code, if necessary.	
Within One Week of Final Test Section				
	<input type="checkbox"/>		Destroy used scratch paper as well as Mathematics reference sheets written on by students.	Section 5.1.2
	<input type="checkbox"/>		Destroy all printed student print cards and Seal Codes.	Section 5.1.2
	<input type="checkbox"/>		Recycle TAMs and unused Mathematics reference sheets.	Section 5.1.2
	<input type="checkbox"/>		Complete the Post-Test Certification Form.	Section 5.1.4
	<input type="checkbox"/>		Keep records according to your LEA and MSDE policy.	Section 5.1.5

5.1.2 Collect and Organize Materials

Secure Materials

The LAC/STC must ensure that the following test materials are securely destroyed/shredded immediately after all testing is complete (either by the LEA or school):

- Student print cards and Seal Codes
- Any reports or other documents that contain personally identifiable student information
- All used scratch paper
- All printed Mathematics reference sheets containing student writing
- Any other school-generated reports or documents, which contain personally identifiable student information (e.g., ADAM generated reports or any school rosters)
- (Do NOT destroy test books, answer documents, or Human Reader scripts.)

Secure test materials that must be shipped back to Pearson:

- Accommodated paper test books, if applicable. Braille and large print test books must be transcribed (Section 5.2.2) and returned (Section 4.2.4) in order to be scored.
- Human Reader scripts

Again, ensure all materials from the MCAP assessment have been collected. Take inventory of all secure materials to be sure that none are missing. If any secure materials are missing, follow the LEA and MSDE specific steps in **Appendix C. Note:** All accommodated paper-based books and Human Reader scripts for Mathematics are secure materials that must be shipped back to Pearson. Ship these secure materials back to Pearson within the first 5 days after the MSDE testing window closes.

Shredding (or other method of securely destroying test materials) may be done at the school or by using an outside company. Once secured destruction of materials is complete, it must be documented on the Chain-of-Custody Form or other tracking log (refer to Section 2.1). Do NOT return these materials to Pearson.

Nonsecure Materials To Be Recycled

The LAC must ensure the following test materials are recycled immediately after all testing is complete (either by the LEA or school):

- TAMs
- Unused Mathematics reference sheets

Once recycling is complete, it should be documented on the Chain-of-Custody Form or other tracking log. Recycling and documentation may be done at the school. Do NOT return these materials to Pearson.

5.1.3 ADAM Cleanup Activities for Computer-Based Testing

Manage Student Tests

After testing, LACs must update student test registrations in ADAM and apply an accountability code (as needed). Refer to the ADAM Accountability Codes document posted at <https://support.mdassessments.com> for step-by-step directions on how to complete these tasks.

5.1.4 Complete the Post-Test Certification Form

The purpose of the form is for the Principal and STC to certify that the security and integrity of your school's test administration was maintained before, during, and after testing. Once materials have been securely destroyed or recycled, and secure materials returned to Pearson, the STC must complete and sign the Post-Test Certification Form. The Principal must also sign the form. A copy of this form can be found as **Appendix F** in this manual and on the MCAP Portal at <https://support.mdassessments.com/documents/>. This form should be retained with other documentation from an administration as part of the testing archive for 6 years.

5.1.5 Keep Records

The following records (physical or electronic) must be maintained by your school for 6 years as noted by MSDE policy in **Appendix C**:

Required:

- Chain-of-custody documentation (refer to Section 2.1)
- Printed or electronic test group/classroom roster records noting who administered each proctor group (both TA and Proctors), and noting the names of students assigned to that Proctor Group
- The signed Test Administration and Certification of Training Form and Non-Disclosure Agreements (refer to **Appendix B**)
- Copies of any Testing Incident Form (TIF) or LEA/LEA 24 designed Testing Irregularity forms
- Copies of any Forms to Report Contaminated, Damaged, or Missing Materials
- The signed Post-Test Certification Form

5.2 Paper-Based Testing

5.2.1 Checklist of Tasks for Test Coordinators AFTER Testing

This section describes activities for the STC to perform after testing is complete. Some tasks in this section may be applicable to the LAC, depending on the procedures specific to your LEA. Since Section 5.2.1 only provides a checklist of tasks, refer to Sections 5.2.2–5.2.7 for more details.

LAC	STC	TC	Task	Reference
Day of Final Test Section				
	<input type="checkbox"/>		Collect materials and verify that all distributed test materials have been returned using the Chain-of-Custody Form.	Section 5.2.2

LAC	STC	TC	Within One Week of Final Test Section	
	<input type="checkbox"/>		Organize and return scorable and non-scorable test materials.	Sections 5.2.2–5.2.4
	<input type="checkbox"/>		Destroy scratch paper written on by students and Pearson-supplied Mathematics reference sheets written on by students.	Section 5.2.3
	<input type="checkbox"/>		Recycle TAMs and unused Pearson-supplied Mathematics reference sheets.	Section 5.2.3
	<input type="checkbox"/>		Ensure that all return boxes have appropriate labels and return secure materials within five business days of the LEA testing end date.	Section 5.2.4
	<input type="checkbox"/>		Complete the Post-Test Certification Form.	Section 5.2.6
	<input type="checkbox"/>		Keep records according to your LEA and MSDE policy.	Section 5.2.7

5.2.2 Collect and Organize Materials

Immediately after the final Section is administered, collect the test materials listed below from TAs. Take inventory of all secure test materials using the Chain-of-Custody Form and organize them in preparation for shipment. If any secure materials are contaminated or missing, follow the state-specific steps in **Appendix C**.

- All used and unused test books
- All used and unused answer documents
 - Test books and answer documents are considered used in any instance where a student has tested, including incomplete or partially complete test books and answer documents.
- Human Reader Scripts
- Any reports or other documents that contain personally identifiable student information
- Used and unused scratch paper
- TAM
- Mathematics reference sheets

Note: Schools may keep rulers and protractors after testing for instructional use. These materials must NOT have any writing on them. Rulers and protractors containing student notes should be securely destroyed.

Report Contaminated and Damaged Test Materials

If a test book or answer document becomes contaminated or damaged, follow your school or LEA protocol for reporting this to MSDE and complete the Form to Report Contaminated, Damaged, or Missing Materials available in **Appendix E**. Refer to Section 4.2.3 for how to handle contaminated or damaged test materials.

Report Missing Test Materials

Schools must investigate any report of missing test materials. If, after a thorough investigation, the missing materials are not found, the STC must follow the MSDE specific steps in **Appendix C**. Complete the Form to Report Contaminated, Damaged, or Missing Materials. This is also considered a Testing Irregularity if reported during or after testing and must be reported to the LAC.

Transcription of Student Test Responses

Certain situations require a student's responses to be transcribed into a **standard, scorable test book** (grade 3 ELA/L, grade 3 Mathematics, MISA, or Social Studies 8) or **answer document** (grades 4–8 and high school ELA/L and Mathematics). These situations may include:

- Answers were recorded in another student's test book or answer document.
- A test book or answer document became damaged or contaminated (e.g., torn, wrinkled).
- A student took the test using a special test format (e.g., large print, braille).
- The student used a speech-to-text converter, augmentative communication device, or assistive technology device.
- As an accommodation, a student recorded answers on blank paper, instead of on the required test book or answer document.

If a student's responses must be transcribed after test administration is completed, the following steps must be followed:

1. At least two authorized staff members must be present during any transcription of student responses. One will serve as the transcriber, and the other will be an observer confirming the accuracy of the transcription. It is highly recommended that one of the individuals be an authorized STC. Refer to **Appendix C** for additional information on MSDE policy.
2. The student's responses must be transcribed verbatim into the test book or answer document. Refer to **Appendix B: Protocol for the Use of the Scribe Accommodation in the MAAAM** for guidance and an example.
 - Mark the original test book or answer document "Do Not Score" according to the directions in the following section.
 - Exception: A scribe for a student who signs their responses in ASL will write the student's responses in English (e.g., student signs "HOUSE WHITE LIVE THERE ME." Scribe writes "I live in the white house.").
3. Braille transcription: ONLY an eligible TA who is a certified Teacher of Students with Visual Impairment, including Blindness or someone working under their direct supervision may transcribe the student's responses into the standard, scorable test book or answer document included in the braille kit. The transcriber must be able to fluently read the braille code the student wrote in Unified English Braille (UEB).
4. After transcription, any original student responses that were printed from an assistive technology device or recorded in another document must be securely destroyed by the STC.

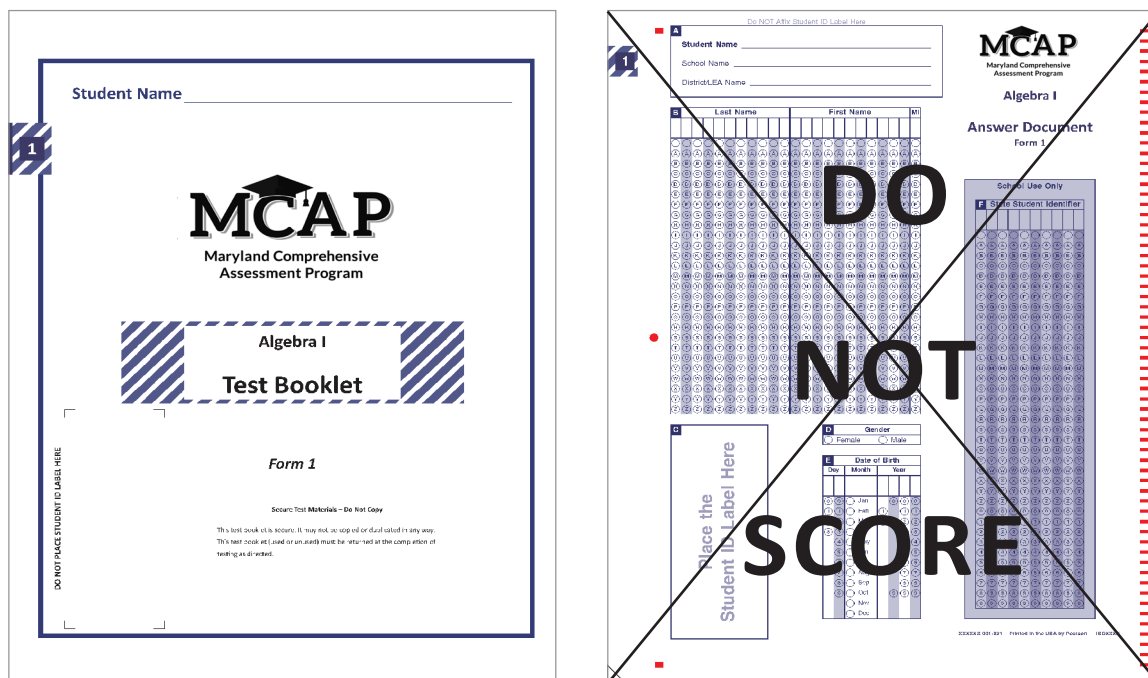
Failure to transcribe a student's test responses in these situations will result in the student NOT receiving a score.

"Do Not Score" Test Materials

If there is a test book (grade 3 ELA/L, grade 3 Mathematics, MISA, or Social Studies 8) or answer document (grades 4–8 and high school ELA/L or Mathematics) already assigned for a student in one of the categories below, write "DO NOT SCORE" in large letters and draw a large "X" across the front cover. Both methods are required for indicating materials should not be scored.

- A student whose test book or answer document became damaged/unusable (Refer to Transcription of Student Test Responses on the previous page for instructions on transcribing the student's responses to a new test book or answer document.)
- A student whose student ID label has already been applied to a test book or answer document but did not participate in any testing (e.g., absent with or without medical documentation)

Figure 5.0 Do Not Score Test Materials



**AFTER Completion
of ALL Paper-
Based Testing**

5.2.3 Organize Materials

Apply student ID labels to the front covers of the test book (grade 3 ELA/L or Mathematics, MISA 5 & 8, or Social Studies 8) or answer document (grades 4–high school ELA/L and Mathematics only) in the lower left-hand corner.

- Locate the student ID labels that were shipped in the resealable package labeled “Test Coordinator Kit.”
- ONLY the STC or designee may apply labels; students are prohibited from doing so.
- Before applying a label on the answer document or test book cover, confirm that the name that has been handwritten at the top of the front cover of the answer document or test book matches the name on the label.
- **The student ID label will override any bubbled demographic information.**
- If a student ID label includes incorrect information, write and grid the correct information on the student's test book (grade 3) or answer document (grades 4–8 and high school ELA/L and Mathematics only) and update the student's information in ADAM.
- Set aside student ID labels that were not used (e.g., labels for students who transferred out of the school before testing began or labels with incorrect information) to be securely destroyed/shredded after the testing window closes.

It is recommended that schools apply the student ID labels before testing. However, schools may apply them after testing, if recommended by your LEA. When applying the label before testing, alert the TA to verify each label when distributing test booklets rather than handing out randomly.

Hand Grid Demographic Pages

If there is no student ID label available for the student, **all information** on the student demographic data grid must be marked on the test book (grade 3, MISA 5 & 8, and Social Studies 8) or answer document (grades 4–8 and high school ELA/L and Mathematics) using a No. 2 pencil. If there is a label for a student, only box A will be completed.

**Table 5.0 Instructions for Hand Gridding Demographic Pages
(complete all fields if there is not a label)**

Box	Description	Instructions
A	Student Name, School Name, LEA/LEA 24 Name	TAs will instruct students to write their names in this box during administration. Students will not be instructed to fill in the school or LEA/LEA 24 name and are not required to do so.
B	Student Name	<p>Using the student’s legal name, print the student’s last name in the row of boxes under the section for “Last Name.” Print only one letter in each box, beginning in the first box on the left (i.e., left justified). If there are not enough boxes for all of the letters in the student’s last name, leave off the letters at the end.</p> <p>Print the student’s legal first name in the row of boxes under the section for “First Name.” Do not use a nickname. Print only one letter in each box, beginning in the first box on the left (i.e., left justified). If there are not enough boxes for all of the letters in the student’s first name, leave off the letters at the end.</p> <p>Print the first letter of the student’s middle name in the box under the section for “MI.” Leave the box blank if the student does not have a middle name.</p> <p>Fill in the appropriate bubble in the column under each letter in the student’s name. If there are any blank boxes at the end of their name, fill in the empty bubbles at the top of the column.</p>
C	Student ID labels	If a school does not have a pre-printed student ID label, this box should remain blank.
D	Gender	Fill in the bubble that corresponds to the student’s gender.
E	Date of Birth	Fill in the bubbles for the Day, Month, and Year for the student’s date of birth. For example, if the student was born March 2, 2001, fill in the bubbles for 0 and 2 in the Day column, for the month of March designated by “Mar” in the Month column, and the bubble for 2, 0, 0, and 1 in the Year column.
F	State Assigned Student Identifier	Enter the student’s State Assigned Student ID Number in the boxes at the top of the columns. Fill in the appropriate bubble in the column under each number beginning in the first box on the left (i.e., left justified).

**AFTER Completion
of ALL Paper-
Based Testing**

Materials To Be Securely Destroyed

The STC must ensure the following test materials are destroyed/shredded immediately after all testing is complete (either by the LEA or school):

- Scratch paper written on by students during testing
- Mathematics reference sheets written on by students during testing
- Any reports or other documents that contain personally identifiable student information

Once shredding (or other method of securely destroying test materials) is complete, it must be documented on the Chain-of-Custody Form or other tracking log. Secured destruction of materials and documentation may be done at the school. Do NOT return these materials to Pearson.

Nonsecure Materials To Be Recycled

The STC must ensure the following test materials are recycled immediately after all testing is complete (either by the LEA or school):

- TAMs
- Unused Mathematics reference sheets

Once recycling is complete, it should be documented on the Chain-of-Custody Form or other tracking log. Recycling and documentation may be done at the school. Do NOT return these materials to Pearson.

5.2.4 Package Materials for Return Shipping

Before calling MVP, sort and package the materials according to the following directions so that you can return all secure and non-secure materials with a single call. Refer to the Pearson Return Instruction Sheet and Shipping Carrier Return Instructions included in the Test Coordinator Kit shipped with your testing materials. Materials must be packed according to the school level, NOT the LEA level. Materials must be shipped no longer than 5 days after your LEA/LEA 24 testing window closes. Materials returned late risk not receiving scores.

- **Scorable materials**
 - Used test books (grade 3 ELA/L, grade 3 Mathematics, MISA 5 & 8, and Social Studies 8)
 - Used answer documents (grades 4–8 and high school–ELA/L and Mathematics)
 - Transcribed test books (grade 3 ELA/L and Mathematics, MISA 5 & 8, and Social Studies 8)
 - Transcribed answer documents (grades 4–8 and high school ELA/L and Mathematics)
- **Non-scorable materials**
 - Unused test books (including for absent students)
 - Unused answer documents (grades 4–8 and high school ELA/L and Mathematics only)
 - Used test books and answer documents that have been marked “Do Not Score”
 - Human Reader scripts
 - Large Print test books
 - Braille test books

Required Ancillary Materials for Return

For all materials being returned, schools and districts will need the following:

- Scorable
 - Paper bands
 - Scorable Materials Return School Headers (do not photocopy)
 - Scorable return labels (See table 5.1 for specific color for each test)
- Non-scorable
 - Non-scorable return labels (See table for specific color for each test)

If you do not have a sufficient amount of these materials, place an additional order in ADAM. Refer to Section 3.10.4 for additional information on additional orders. **If you placed additional orders for test materials, these return materials were not shipped to you automatically and MUST be ordered.**

Scorable Materials Return School Header and Paper Bands

- Complete a Scorable Materials Return School Header for each Content and Course (See Figure 5.1).
- Place paper bands around each stack of scorable test books (no more than 25 per band) or answer documents (no more than 25 per band) per grade or course.
- You may have more than one stack of banded documents per subject and course, if necessary, but only complete one Return School Header per content/course and slip it in the first bundle for that content. For example, Algebra 1 may have students from multiple grades while grade 4 Mathematics will only have students in grade 4.

Figure 5.1 Sample Scorable Materials Return School Header

The form is titled "MCAP Scorable Materials Return School Header". It includes fields for "Please Print LEA Name:" and "School Name:". Below these are "Instructions For Completing This Form" and "Marking Instructions". The "Instructions" section specifies that for each school, only one form should be completed for each grade/subject area tested, and that it should be placed on top of the used scorable test booklets for each subject in the school's return shipment. The "Marking Instructions" section specifies that a No. 2 pencil should be used, that ink, ballpoint pens, or felt-tip pens should not be used, that each circle should be filled in completely, that marks should be erased cleanly, and that no stray marks should be made. Below the instructions are two large grids for "LEA Code" and "School Code", each with 25 rows and 25 columns of circles to be filled in. To the right of these grids is a section for "Number Of Documents Under This Form (Left Justify)" with a grid of circles. At the bottom right, there is a small text box that reads "200309-001 1201 Printed in the USA by Pearson 152050425".

Note: Do NOT photocopy any Scorable Materials Return School Header sheets. Use the original documents provided in your school's shipment. Order additional Header sheets if necessary.

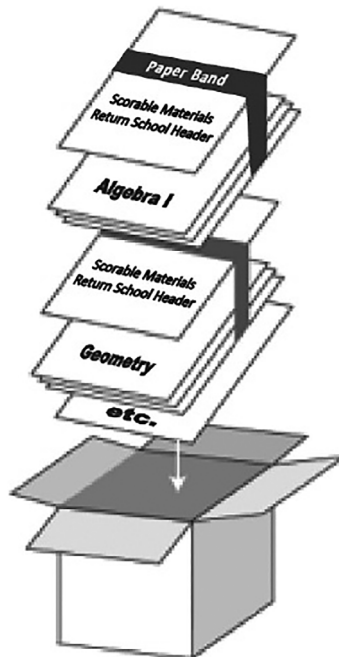
Return Scorable Materials

Use the boxes in which the test materials were delivered for return shipping. If these boxes were damaged in the original shipment, use sturdy replacement boxes or place an additional order on the ADAM website at <https://support.mdassessments.com>.

**AFTER Completion
of ALL Paper-
Based Testing**

Place all scorable materials in the shipping boxes as shown in Figure 5.2. Do NOT place more than one school's materials in a box. Within a school, materials for different courses or contents can be placed in the same box. ELA and Mathematics may be shipped together, but do not include Social Studies 8 with those materials. Ensure that **NO** extraneous materials are returned (e.g., scratch paper, rulers, manuals).

Figure 5.2 Packing Diagram for Scorable Test Materials



Note: Box scorable and non-scorable materials separately, as these will be shipped to different addresses.

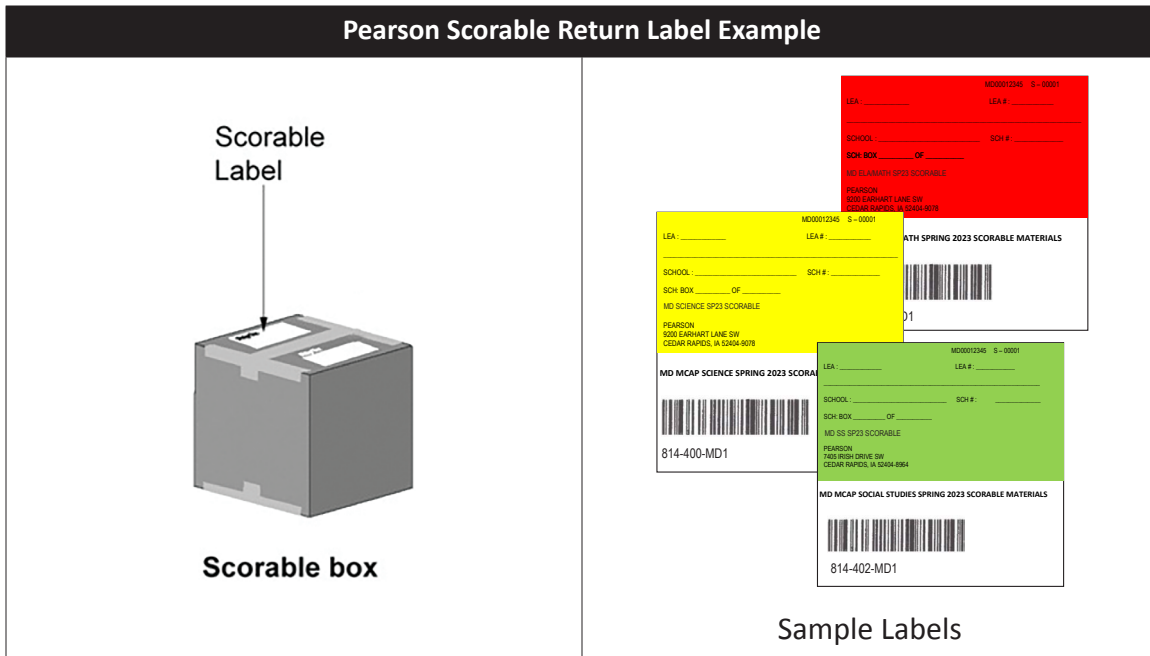
Do NOT overfill a box. If any box is not completely filled, add crumpled paper to avoid damage caused by shifting during shipment. Do NOT use packing peanuts. Seal the boxes securely with packing tape. Remove any previous labels and cover any previous markings before applying the shipping label.

Locate the resealable package labeled “Test Coordinator Kit.” This package contains Pearson scorable materials return shipping labels. You may have also ordered shipping labels with your additional order. Refer to Figure 5.3 for sample labels.

- Place one scorable materials return shipping label on top of each box containing scorable ELA/L or Mathematics, MISA 5 & 8, or Social Studies 8 materials.
- Count the total number of scorable boxes for a specific test administration. Either ELA/L and Mathematics, MISA 5 & 8, or Social Studies 8.
- On the line that reads “SCH: BOX _ OF _” fill in the sequence of scorable boxes being returned for the school (e.g., indicate box 1 of 3, box 2 of 3, and box 3 of 3). Be sure to number scorable materials in a separate sequence from non-scorable.
- Do NOT write anything else on the labels.
- Do NOT include your non-scorable box count with your scorable box count.

IMPORTANT: The Social Studies 8 scorable and non-scorable documents must NOT be included with the ELA/L and Mathematics documents. Since both administrations may be shipped out at the same time, it is important to keep Social Studies 8 apart from ELA/L and Mathematics. Social Studies 8 will have colored return labels dedicated to that test. The non-scorable box count and scorable box count should only include Social Studies 8 tests and follow the direction on the third bullet above.

Figure 5.3 Sample Pearson Scorable Materials Return Shipping Label



Return Non-scorable Materials

Use the boxes in which the test materials were delivered for return shipping. If these boxes were damaged in the original shipment, use sturdy replacement boxes or place an additional order on the ADAM website at <https://support.mdassessments.com>.

Place all non-scorable materials in the shipping boxes. Do NOT place more than one school's materials in a box. Ensure that **NO** extraneous materials are returned (e.g., scratch paper, rulers, manuals).

Seal the boxes securely with packing tape and remove any previous markings or labels from the boxes before applying the shipping label.

Locate the resealable package labeled "Test Coordinator Kit." This package contains Pearson non-scorable materials return shipping labels. You may have also ordered shipping labels with your additional order. Refer to Figure 5.4 for sample labels.

- Place one non-scorable materials return shipping label on top of each box.
- Count the total number of non-scorable boxes for a specific test.
- On the line that reads "BOX _ OF _" fill in the sequence of non-scorable boxes being returned for the school (e.g., indicate box 1 of 3, box 2 of 3, and box 3 of 3). Be sure to number non-scorable materials in a separate sequence from scorable.
- Do NOT write anything else on the labels.
- Do NOT include your scorable box count with your non-scorable box count.

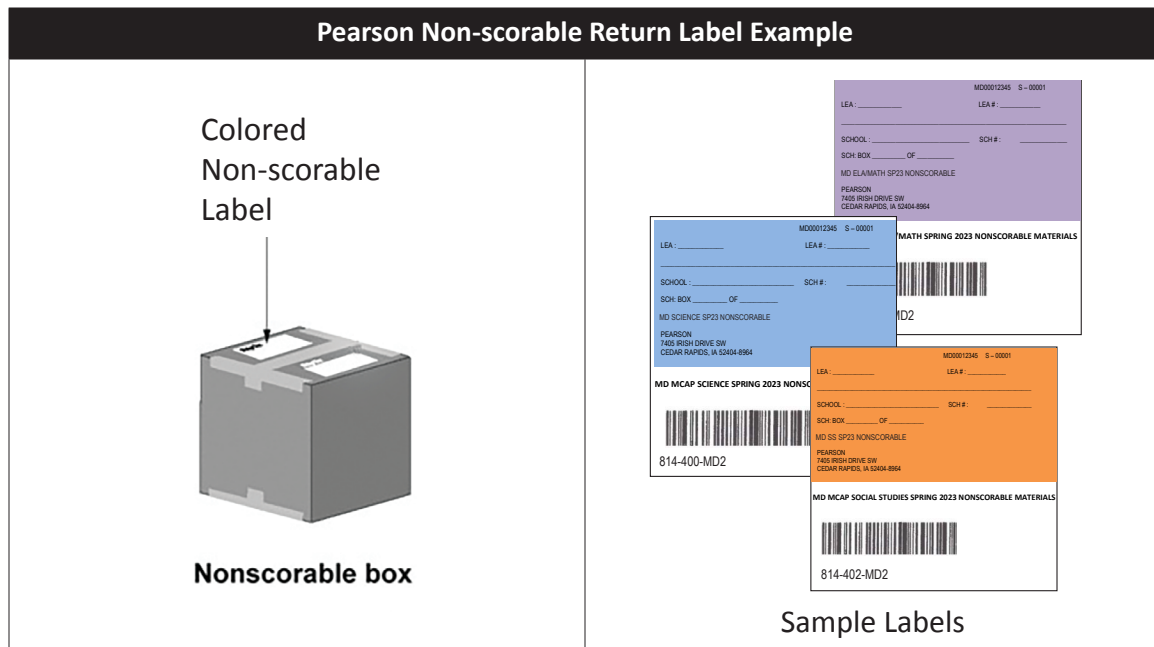
Table 5.1 Pearson Return Label Colors

	Scorable	Non-scorable
MISA 5 & 8	Yellow	Blue
ELA/L and Mathematics	Red	Purple
Social Studies 8	Green	Orange

Find a Bill of Lading in the resealable package labeled "Test Coordinator Kit."

AFTER Completion
of ALL Paper-
Based Testing

Figure 5.4 Sample Pearson Non-scorable Materials Return Shipping Label



Generic Return Labels

Generic return labels are received when an additional order for return labels is submitted through ADAM; they are not included in the Test Coordinator Kit with regular materials return shipping labels. Generic return labels include blank fields where pertinent state, LEA, and school information **MUST** be recorded by the STC prior to return to Pearson.

Each administration includes scorable and non-scorable generic return labels; these labels follow the same color convention as regular materials return shipping labels:

- **Yellow Labels**—MISA 5 & 8 Scorable Materials Return Shipping Label and Scorable Generic Return Label
- **Blue Labels**—MISA 5 & 8 Non-scorable Materials Return Shipping Label and Non-scorable Generic Return Label
- **Red Labels**—ELA/L and Mathematics Scorable Materials Return Shipping Label and Scorable Generic Return Label
- **Purple Labels**—ELA/L and Mathematics Non-scorable Materials Return Shipping Label and Non-scorable Generic Return Label
- **Green Labels**—Social Studies 8 Scorable Materials Return Shipping Label and Scorable Generic Return Label
- **Orange Labels**—Social Studies 8 Non-scorable Materials Return Shipping Label and Non-scorable Generic Return Label

Contact MVP to Schedule Pickup

Refer to the Shipping Carrier Return Instructions included in the Test Coordinator Kit or on the MCAP Portal for return shipping instructions. Refer to **Appendix C** for return shipping responsibilities in Maryland.

Pick-ups must occur as soon as possible after testing is complete. It is required that all materials are shipped for return within 5 days of the completion of testing in your LEA/LEA 24. **Do not wait until the end of the testing window to return scorable materials.**

Pick-ups must be scheduled at least 48 hours in advance. Any STC in Maryland with scorable or non-scorable materials that must be returned to Pearson should call MVP at **888-886-0780** to schedule pickups. Customer service is available 24 hours a day, 7 days a week. Tell the MVP representative you are calling in a pickup request for Pearson. You may also email MVP at pickup@mvpship.com.

You must provide MVP with the following information:

- The physical location from where packages are to be picked up (i.e., where materials were delivered)
- The estimated number of scorable and/or non-scorable packages to pick up
- LEA number and School Number
- LEA name and School Name
- Available pickup hours
- School Address
- Contact name, email, phone

Once the pickup is scheduled, the school or LEA will receive a confirmation number from MVP. The number can be referenced in the future if questions or changes arise. It is recommended that schools or LEAs maintain a copy of the Bill of Lading with the testing archive for 6 years.

5.2.5 ADAM Cleanup Activities for Paper-Based Testing

Voided Tests

Only students with a test attempt should be marked as Void. If a test attempt should be marked Void, follow MSDE guidance in **Appendix C**. Only the LAC can mark a test as Void.

Refer to [Apply Accountability Codes](#) resource for step-by-step directions on how to complete this task.

Rejected Student Tests

Rejected Student Test Alerts will be created for all scanned paper-based student tests that cannot be matched to a current student record in ADAM. These alerts will appear in ADAM after the test books and answer documents have been scanned by Pearson. LACs or those assigned must complete the data clean-up process for these tests to be scored. Refer to [Rejected Student Tests](#) resource for step-by-step directions.

5.2.6 Complete the Post-Test Certification Form

Once materials have been shipped and materials securely destroyed or recycled, all Maryland STCs must complete and sign the Post-Test Certification Form. The Principal, if different from the STC, must also sign the form. This form certifies that all materials have been tracked using the Chain-of-Custody Form or other tracking log and were accounted for upon packing and shipping. Refer to **Appendix F** of this manual or the MCAP Portal for a copy of this form: <https://support.mdassessments.com/documents/>. Refer to MSDE policy in **Appendix C** for guidance on this form.

5.2.7 Keep Records

The following records (physical or electronic) must be maintained by your school for 6 years as noted by MSDE policy in **Appendix C**:

Required:

- Chain-of-custody documentation (refer to Section 2.1)
- The security barcode number for testing documents assigned to each student
- Electronic or paper test group/classroom roster records noting who administered each

proctor group (both TA and Proctors) and names of students assigned to that Proctor Group

- Copies of all signed Test Administration and Certification of Training Form and Non-Disclosure Agreements (refer to **Appendix B**)
- Copies of any Testing Incident Forms (TIF) or LEA designed Testing Irregularity form
- Copies of any Form to Report Contaminated, Damaged, or Missing Materials
- A copy of your signed Post-Test Certification Form
- Copy of Bill of Lading from a paper test pickup by MVP

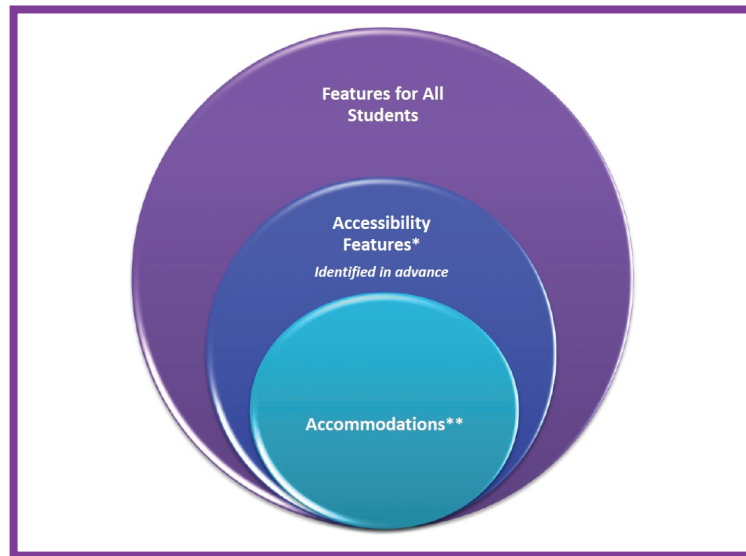
6.0 Accessibility Features and Accommodations

The MAAAM is available online at: <https://support.mdassessments.com/training-resources/>. Schools/LEA must refer to the MAAAM for full information about identifying and administering accessibility features and accommodations.

6.1 Accessibility Features and Accommodations

Maryland's accessibility system includes three levels of support for students as shown.

Figure 6.0 The Maryland Accessibility System



* Available to all participating students

**For students with disabilities, Multilingual Learners, and Multilingual Learners with disabilities

Accessibility features are tools or preferences that are either built into the assessment system or provided externally by TAs. Accessibility features can be used by any student taking the MCAP assessments. A small selection of **accessibility features** available to all students need to be **identified in advance**. The LEA or LEA 24 school should not automatically assign accessibility features to all students.

Accommodations are intended to reduce or even eliminate the effects of a student's disability and/or English language proficiency level and provide equitable access for students with disabilities or Multilingual Learners (MLs). Accommodations do NOT reduce learning expectations. All accommodations for students with disabilities must be approved and documented in advance in an Individualized Education Program (IEP) or 504 plan. Responsibility for confirming the need and appropriateness of an accommodation rests with the school-based team involved with each student's instructional program. A master list of all students and their accommodations must be maintained by the school and/or LEA.

All accessibility features and accommodations used on MCAP assessments should be generally consistent with those used in daily instruction.

Note: ADAM uses the term "Accommodations" to include all accommodations and accessibility features.

6.2 Preparing for Accessible Test Administration

Reference the MAAAM. Review the *MAAAM* to successfully provide students with each accessibility feature and accommodation.

Identification of Accessibility Features and Accommodations in the Accommodations

Registration File

The data to complete the Accommodations File should be based on observations and stated preferences by the student or parent/guardian related to a student's testing needs that have been found to increase interaction with the content presented during instruction and assessment. Observations based on a student's interaction with the online testing platform can be made through the Practice Tests. A student's testing needs should be reviewed at least annually, and revised as appropriate, to reflect current education-related needs or preferences.

- For *students with disabilities*, the IEP team or 504 plan coordinator will collect student information to populate the Accommodations File.
- For *Multilingual Learners*, the educators responsible for selecting accommodations (or a Multilingual Learner team, if available) will identify the accessibility features to populate the the accommodations file. Any accessibility features must be documented in the student's ML plan.
- For *Multilingual Learners with disabilities*, the IEP team or 504 plan coordinator (which includes an adult familiar with the language needs of the student) will make accommodation decisions.
- For students *without* disabilities, and who are NOT Multilingual Learners, accessibility features decisions will be made based on the student's education-related needs and preferences by a team, which may include the:
 - Student (as appropriate)
 - Parent/guardian
 - Student's primary educator in the assessed content area(s)

The following accessibility features and accommodations are delivered via separate forms of the test and some cannot be combined:

Paper-Based Testing

(Use of a paper-based test book must be documented in a student's IEP or 504 plan.)

- Unified English Braille (UEB)
- Large Print Test Kit
- Read Aloud Test Kit
- Spanish Test Kit (Mathematics, MISA 5 & 8, and Social Studies 8)
- Spanish Large Print Test Kit (Mathematics, MISA 5 & 8, and Social Studies 8)
- Spanish Read Aloud Test Kit (Mathematics, MISA 5 & 8, and Social Studies 8)

Computer-Based Testing

- Assistive Technology - Screen Reader
- Assistive Technology - Non-Screen Reader
- American Sign Language (ASL)
- Closed Captioning (CC) - ELA/L only
- Text-to-Speech (TTS)
- Human Reader
- Spanish (Mathematics, MISA 5 & 8, and Social Studies 8)

- Spanish Human Reader (Only Mathematics)

Note: While there will be an online test in Spanish for Mathematics, MISA 5 & 8, and Social Studies 8, there will be no TTS in Spanish for any MCAP assessment.

Once data on student accessibility features and accommodations are collected at the local level, follow the directions for completing and importing the Accommodations File to ADAM as described in the *Guide to Importing Accommodations File* document on the MCAP Portal. The accessibility features and accommodations may also be viewed within ADAM. It is extremely important to ensure that the accommodations are correct prior to starting a test for a student. If a TA discovers that a student has an incorrect accessibility feature or accommodation during testing, the TA will need to stop testing and contact the STC, and the STC or LAC will determine whether to Void the test and correct the form assignment.

Refer to your LAC or MSDE for further guidance.

Table 6.0

Accommodation	<i>Maryland Assessment, Accessibility, & Accommodations Manual (MAAAM) References</i>
Human Reader	<p>Appendix E: Test Administration Protocol for the Human Reader Accommodation for English Language Arts/Literacy Assessments, and the Human Reader Accessibility Feature for Mathematics, Science (MISA 5 & 8), and Social Studies 8 Assessments</p> <p>Human Reader scripts (for Mathematics only): These scripts are secure documents that are NOT in the TAM. These must be indicated on the Accommodations File in order to be shipped in the initial order with secure test materials. An Additional Order (AO) must be placed if these scripts are not available for the assessment. Scripts are required to ensure Mathematics assessments are read consistently.</p>
Human Scribe	Appendix B: Protocol for the Use of the Scribe Accommodation, used to ensure consistency of scribing and transcription
Human Signer	Appendix J: Human Signer Guidelines give guidance to signers to ensure consistency in administration
Extended Time	Appendix C: Guidance for Selecting, Training and Administering the Extended Time Accommodation
Large Print and Braille	3d–3f: Assessments for Students who are blind or visually impaired
Assistive Technology (Screen Reader and Non-Screen Reader)	Assistive Technology Guidance available on the MCAP Portal at: https://support.mdassessments.com/technology-setup/

Accommodated Materials

See the following list of accommodated materials:

What is included in a Spanish MISA 5 & 8, Mathematics, and Social Studies 8 Test Kit?

- Spanish test book
- Spanish Mathematics answer document (except for grade 3, which will have a consumable test book)
- Ruler (grades 3–8, Mathematics only)
- Protractor (grades 4–7, Mathematics only)
- Spanish Mathematics reference sheet (grades 4–high school)
- English test book

What is included in an English or Spanish Large Print Test Kit?

- Large Print TA script
- Large Print test book
- Answer document (except for grade 3 ELA/L and Mathematics, MISA 5 & 8, and Social Studies 8, which will have consumable test books that will be transcribed)
- Large Print Mathematics reference sheet (grades 4–high school, Mathematics only)
- Ruler (grades 3–8, Mathematics only)
- Protractor (grades 4–7, Mathematics only)

What is included in the English or Spanish Human Reader Test Kit?

- Human reader script (Mathematics only)
- 2 standard test books
- Answer document (except for grade 3, which will use a consumable test book)
- Ruler (grades 3–8, Mathematics only)
- Protractor (grades 4–7, Mathematics only)
- Mathematics reference sheet (grades 4–high school, Mathematics only)

Note: If you order a Large Print Spanish Mathematics or Spanish Human Reader Test Kit, you will receive Spanish versions of each item in the kit.

What is included in a braille and Screen Reader Test Kit?

- Braille TA script
- Braille notes/special instructions
- Braille test book
- Standard test book
- Standard answer document (except grade 3 which will have a consumable test book)
- Braille Mathematics reference sheet (grades 4–high school, Mathematics only)
- Braille ruler (Mathematics only)
- Braille protractor (Mathematics only)
- Additional braille paper
- Duplicate pages (when appropriate)

Unique Accommodations Guidance

Students may require additional accommodations that are not available in the *MAAAM*. MSDE will review requests for unique accommodations on an individual basis. Approval will be given **ONLY** if the requested accommodation will result in a valid score for the student (i.e., does NOT change the construct being measured by the test and does NOT violate test security requirements). Unique accommodation requests are due to MSDE no later than 6 weeks before the opening of the testing window.

Refer to MSDE policy in **Appendix C** for guidance on how to submit a request for unique accommodations.

Preparing the Test Environment for Accessibility Features and Accommodations

Based on the needs identified in their Accommodations File, some students may require externally provided accessibility features and/or accommodations during testing. The TA must review each student's accommodations and/or accessibility features to ensure the classroom is prepared with any materials the students need. Examples include: headphones, word prediction external device, and a hard copy braille edition.

6.3 Test Administration Using Accessibility Features and Accommodations

The following accessibility features and accommodations require actions by the TA during testing.

TAs may provide the following accessibility features to a student during testing:

- General Administration Directions Read Aloud, Repeated, or Clarified as needed
- Redirect Student to the Test
- Human Reader for the Mathematics Assessment (*identified in advance in ADAM*)
- Human Signer for the Mathematics Assessment (*identified in advance in ADAM*)

TAs may need to provide the following accommodations to a student with an IEP/504 plan during testing:

- Human Reader for ELA/Literacy
- Human Signer for ELA/Literacy
- Human Signer for Test Directions
- Human Scribe for Dictated Responses
- Human Scribe for Signed Responses
- Extended Time
- Monitor Test Response

TAs may need to provide the following accommodations to a Multilingual Learner during testing:

- Extended Time
- Human Scribe for Mathematics
- General Administration Directions Read Aloud, Repeated, or Clarified as needed in Spanish
- Human Reader for the Mathematics Assessments in Spanish (identified in advance) must be administered using the Human Reader script

Special Accommodations Circumstances During Testing

For special circumstances regarding the administration of accommodations, refer to the appendices of the MAAAM:

- **Appendix H:** Emergency Accommodation Form for State Assessments
- **Appendix I:** Student Accommodation Refusal Form

Emergency Accommodation

Prior to or during testing, if the STC determines that a student requires an emergency accommodation, the Emergency Accommodation Form must be completed. An emergency accommodation may be appropriate for a student who incurs a temporary disabling condition that interferes with test performance shortly before or within the MCAP assessment window (e.g., a student breaks their arm and needs a scribe). An emergency accommodation should be given **ONLY** if the accommodation will result in a valid score for the student (i.e., does NOT change the construct being measured by the test and does NOT violate test security requirements).

This form must be completed and maintained in the testing archive. The parent/guardian must be notified that an emergency accommodation was provided. For additional information on where to submit your Emergency Accommodation Request Forms, refer to **Appendix C**.

Refusal of Accommodations

If a student refuses the accommodation(s) listed in their IEP, 504 plan, or ML plan, the school must document in writing that the student refused the accommodation(s). However, the accommodation(s)

must be offered and remain available to the student during the test administration. The Student Accommodation Refusal Form must be completed and placed in the student's file. Also, on the day of the student's refusal of an accommodation, a copy of the completed form must be sent home to the parent/guardian. The STC should work with TAs to determine who else should be informed of the student's refusal of the accommodation(s). In addition, the team involved in the student's IEP, 504 plan, or ML plan, may want to consider discussing this issue at the next team meeting.

6.4 Completing Accessible Test Administration as a Test Coordinator

The STC and TAs will have no after testing activities for embedded accessibility features and accommodations, except in cases where student responses must be scribed/transcribed or in cases where the student produces secure testing material.

Test Coordinators (or their designee) are responsible for after testing activities for the following accommodations for students with IEPs or 504 plans:

- Assistive Technology
- Hard Copy Braille Edition
- Large Print Edition
- Braille Note-taker
- Braille Writer
- Speech-to-Text Device
- Human Scribe/Signer

STCs (or their designee) are responsible for after testing activities for the following accommodations for students who are Multilingual Learners:

- Speech-to-Text Device
- Human Scribe
- Large Print Edition of the Mathematics Assessment in Spanish

This page is intentionally blank.

Appendix A

Glossary of Terminology

Glossary of Terminology

This glossary contains specific terms used within this manual. For questions regarding policies not addressed in this manual or **Appendix C** in the *TCM*, contact your Maryland State Contact at mcap.msde@maryland.gov.

Term	Definition
Accessibility Features	Accessibility features are tools or preferences that are either built into the assessment system or provided externally by TAs. Accessibility features can be used by any student taking MCAP assessments. A small selection of accessibility features available to all students need to be identified in advance.
Accommodations	An accommodation is an assessment practice or procedure that changes the presentation, response, setting, and/or timing and scheduling of assessments. Accommodations are intended to remove barriers that may exist due to a student's disability or level of English proficiency. Accommodations must be listed in the student's approved IEP, 504 plan, or ML plan.
Accommodator	Accommodator is an individual who, under the direction of the TA, provides specific accommodations that are documented in a student's IEP, 504 plan, or ML plan.
ADAM	The website used for the registration, setup, preparation, and management of both the paper-based and computer-based formats of the MCAP assessments. ADAM requires username and password setup. More information about setup and operation for the MCAP assessments is available in the <i>ADAM Online User Guide</i> .
Administration Time	Administration time is the total time schools should schedule for each Section, including the Section testing time and the approximate times shown in Table 2.0 for reading directions, answering questions, distributing materials, closing Sections, and collecting test materials.
Guide to Importing Accommodations File	This refers to the Personal Needs Profile. This is the data file for accessibility features and accommodations that are needed to take an MCAP assessment.
Guide to Importing Students into LaunchPad	This refers to the Student Registration File. This is the data for enrolling students that are needed to take an MCAP assessment.
IEP, 504 Plan, or ML Plan	<p>IEP refers to Individualized Education Program plan. It is a program developed to ensure that a student who has a disability and is attending an elementary or secondary educational institution receives specialized instruction and related services.</p> <p>The 504 plan refers to a plan developed to ensure that a student who has a disability and is attending an elementary or secondary educational institution receives accommodations that will ensure their academic success and access to the learning environment.</p> <p>A Multilingual Learner (ML) plan, formerly referred to as an Multilingual Learner (ML) plan, refers to a plan developed to ensure that a student who is learning English has equal rights and access to a high-quality education.</p>
LaunchPad	The website serves as a single sign on entry point to the ADAM platform used by schools and LEAs participating in MCAP assessments. It is also used for importing users and uploading student demographics.
Local Accountability Coordinator (LAC)	The LAC is the individual at the LEA/district level responsible for the overall coordination of test administration. For the purpose of this manual, the term LAC is used. In LEA 24 schools, the tasks for this role would be the responsibility of the STC.

Term	Definition
Local Educational Agency (LEA 24)	Commonly referred to as the “non-public” schools or LEA 24 schools.
Local Educational Agency (LEA)	Commonly referred to as a school district.
Maryland Comprehensive Assessment Program (MCAP)	The overarching program name for all state assessments created by Maryland educators. The MCAP will include tests in English Language Arts/Literacy, Mathematics, Science, and Social Studies.
Mathematics Tools for Administration	Mathematics tools for administration include rulers and protractors, Mathematics reference sheets, and Geometry tools. Mathematics tools for accommodations may include large print ruler, braille ruler, tactile compass, or braille protractor. See the <i>MAAAM</i> for more information on Mathematics tools for accommodations.
Multilingual Learner (ML)	Effective March 2024, Maryland State Department of Education (MSDE) transitioned terminology from “English learner” (EL) to “multilingual learner” (ML).
Non-secure	Test materials that have been made available to the public include Practice Tests, manuals and user guides. The availability of non-secure materials does not compromise test security or score validity.
Proctor Group	In ADAM, a Proctor Group is the group of students registered to test a content area together (same time and location).
Seal Codes	A secure code required to enter each Section of the test.
Section	Each content area of the MCAP assessments is comprised of Sections. Each Section has a set administration time within a Session and is typically administered all at once. The tables in Section 2.4 of this manual provide Section details.
Section Testing Time	Section testing time is the amount of time any student who needs it must be provided to complete the Section. As such, it is the amount of testing time schools must schedule for each Section. A new Section cannot be started until all students in the Section are finished or until section testing time has expired.
Secure	A test item, reading passage, or test that has not been made available to the public. It also includes test items and student responses. For the paper-based administration, secure materials refer to test books and answer documents. For both the paper-based and computer-based administrations, secure materials also refer to Mathematics reference sheets written on by students and scratch paper written on by students.
Testing Environment	All aspects of the test surroundings during testing, this includes what a student can see, hear, or access.
Testing Incident Form (TIF)	The LAC should use this form as a model for essential elements to collect when Testing Irregularities are reported within their LEA. The LAC is to submit this form whenever a test security violation or test administration procedural deviation (Category 2 violation) from MSDE testing policy takes place.
TestNav	The application used to administer the computer-based MCAP assessment is available at https://download.testnav.com/ .

This page is intentionally blank.

Appendix B

Test Administration and Certification of Training Form and Non-Disclosure Agreement

This form must be signed by all individuals having access to test materials, including online materials, during **any** Maryland State Department of Education (MSDE) sponsored testing. This includes:

- School Test Coordinators (STCs);
- Test Administrators/Examiners (TAs/TEs);
- Persons designated as Proctors;
- Instructional Assistants or other personnel who provide accommodations to students with disabilities and/or students who are Multilingual Learners (ML); and
- Teachers or others who support a test administration or who have access to test materials.

Only persons who are employees or agents of the school district and who have signed this form may supervise, administer, proctor, or assist with the administration of the test. The school system must retain completed forms on file as specified in the Code of Maryland Regulations (COMAR) 13A.03.04.03D(3).

This is to certify that:

- I understand that the MSDE assessment materials are confidential, and I agree to abide by all of the regulations governing test administration and data reporting policies and procedures specified by both COMAR 13A.03.04 and my local school system.
- I have been trained for my role in the upcoming testing by a trainer authorized by my school district. I am familiar with COMAR and the district test administration regulations and have received a copy of the regulations.
- I understand that it is a breach of professional ethics to provide or alter answers, provide verbal or nonverbal clues, teach items on the test, share prompts, coach, hint, or in any way influence a student's performance during the testing. I understand that the only materials students may use are those authorized in the manuals related to the specific assessments.
- I understand that copies of test materials, including items and other documents that are identified as secure, are confidential and must be kept secure at all times. Unauthorized access, use, transportation, duplication, or reproduction of any portion of these assessment materials is prohibited.
- I understand that making notes about the content of the actual test or any part thereof, making answer keys for these test items, writing about these test items, or discussing these test items with persons not involved in the test administration (including reading passages) is prohibited. I understand that I may not provide any part of the test materials for examination or other use by any other party.
- I understand that I may not disseminate any of the test materials to any other party.
- I understand that I may not discuss the topics and/or specific content of the test materials with any other party.
- I understand that accommodations for students with disabilities must be limited to those documented in the student's IEP or Section 504 Plan, and accommodations for Multilingual Learners (ML) must be limited to those documented in the ML Plan. Accommodations may only be provided as specified in MSDE's current accommodations manual (not applicable for the KRA).
- I understand that the test must be administered on the dates specified within the allowed testing window.
- I understand the test materials must be returned to the representative authorized by MSDE by the agreed-upon date.
- I understand that, unless part of the directions for administration, I may not read any material to a student unless part of an allowable accommodation (not applicable for the KRA). Students unsure of the question or an answer should be told only to reread the question and give their best response. I understand that I can encourage students to respond to each question, but **cannot** tell students to change their responses.
- I understand that students who finish a portion of the assessment early may review their work only as permitted in the respective administration manual (not applicable for the KRA).
- If I am administering an alternate Maryland assessment, I understand that I may not inaccurately report a student's responses or "coach" a student to provide correct answers.
- **I have read the above and have been prepared for my role in the test administration.** I have received and reviewed the current administration manual(s) and agree to abide by the policies and procedures as outlined therein. I understand that violations of test administration and security provisions may include invalidation of test results, costs assessed to my district, personnel sanctions against me by my employer, and/or disciplinary action against my teaching license by the MSDE as applicable, including but not limited to licensure suspension or revocation.

Name (Please print)

Title

School Year

LEA OR LEA24 School # & Name

Signature

Date

Title 13A - STATE BOARD OF EDUCATION
Subtitle 03 GENERAL INSTRUCTIONAL PROGRAMS
Chapter 04 Test Administration and Data-Reporting
Policies and Procedures Authority: Education Article, §2-205, Annotated Code of Maryland

.01 Scope.

This chapter applies to:

A. Tests administered by or through the State Board of Education including but not limited to:

- (1) The Maryland Comprehensive Assessment Program (MCAP) (English and Language Arts and Mathematics);
- (2) The Maryland Integrated Science Assessment (MISA) for grades 5 and 8;
- (3) The Alternate Maryland Integrated Science Assessment (Alt-MISA) for grades 5 and 8;
- (4) The Alternative Maryland Comprehensive Assessment for Government (Alt-Gov).
- (5) The Maryland Comprehensive Assessment for Government;
- (6) The Life Science Maryland Integrated Science Assessment (LS MISA)
- (7) The Kindergarten Readiness Assessment (KRA);
- (8) The English Language Proficiency Assessment (ELPA) – ACCESS for ELLs;
- (9) The norm-referenced test or tests in use by the State;
- (10) The Educator Credentialing Tests; and
- (11) Other test instruments required by the State Board of Education;

B. Data reporting required by the State Board of Education including the data-based areas described in COMAR 13A.01.04 and other measures used to determine availability of services and funding; and

C. Local school system-owned materials that are the same as those used in any State-operated assessment program; and

D. The security and monitoring of any instrument administered by or through the State Board of Education, to include assessments and surveys.

.02 Definitions.

A. In this chapter, the following terms have the meanings indicated.

B. Terms Defined.

- (1) "Department" means the State Department of Education.
- (2) "Individual" means a student, teacher, administrator, or other school system or Department employee.
- (3) Local School System.
- (a) "Local school system" means a public school system.
- (b) "Local school system" includes special schools and institutions and nonpublic schools approved under COMAR 13A.09.10 that use tests administered on behalf of the State Board of Education.
- (4) "Maryland School Performance Program (MSPP)" means a performance-based education accountability program that focuses on accountability through school improvement in the public schools.
- (5) "Test administration" means the range of activities from procurement of secure assessment materials through the return of secure assessment materials to the Department or its agents.

.03 Local School System Test Administration and Data-Reporting Policies.

A. A local school system shall develop and adopt test administration and data-reporting policies.

B. The test administration policy shall provide for:

- (1) The security of the materials during testing and the storage under lock and key of all secure tests and test materials in all versions, including, but not limited to, answer keys, audio tapes, videotapes, compact disks (CDs), and examinee answer documents, before, during, and after testing;
- (2) The proper administration of tests and the monitoring of test administrations;
- (3) Training, at least annually, of appropriate personnel on the local test administration policy and procedures; and
- (4) The prohibition of electronic devices, including personal devices, (unless required for testing or administrative purposes) in testing rooms during testing; and
- (5) The retention of an archival document for a minimum of 6 years after the date of test administration, containing the following information for each testing group each testing day:
 - (a) Name and student identification number for each student;
 - (b) School and system names and identifiers;
 - (c) Names of the test administrators, examiners, accommodators, and proctors; and
 - (d) Unique test document identification number for each student for paper testing only.

C. The data reporting policy shall contain:

- (1) Procedures for the accurate and timely collection, storage, and retrieval of data required by the State Board as described in Regulation .01 of this chapter;
- (2) Procedures for reporting assessment results to parents/guardians of students within 30 days of receipt by the local school system, but no later than the 15th of September for spring assessment results.
- (3) Procedures for the delivery of assessment results to parents/guardians by one or more of these methods:
 - (a) First-class mail;
 - (b) Backpack or student folder only if parents/guardians are notified by phone or electronically to expect the assessment results to be delivered on a date certain by that method;
 - (c) Personally at Parent/Teacher conferences; or
 - (d) Electronically through the communication system used by the local school system to keep parents/guardians informed; and

Page 2 - COMAR Text

(4) Training of appropriate personnel on data reporting procedures.

D. Test Administration and Certification of Training Forms.

(1) The Department and each local school system shall use a Department provided or approved test administration and certification of training form and a Department provided or approved nondisclosure agreement, as appropriate, for its employees.

(2) Before initially handling any test materials, and annually after that, each individual directly or indirectly involved shall sign a test administration and certification of training form or a nondisclosure agreement, whichever is applicable.

(3) All signed forms and agreements shall be retained by the Department or local school system for the duration of the individual's employment or relationship with the Department or local school system.

(4) Forms and agreements may be signed electronically using any means approved by the Department.

E. Electronic Archival of Documents. Each local school system may develop and adopt policies and procedures for the secure electronic archival of paper documents.

.04 Local School System Testing Designates.

A. All personnel involved in testing must be employees of the local school system, be trained for their role, meet the requirements of their role as described herein, and sign a Department approved Test Administration and Certification of Training Form.

B. Personnel may not serve as a Test Administrator, Proctor, or Accommodator in the same testing room as a student who is a family member or who resides within the same dwelling.

C. Testing Personnel

(1) Local Accountability Coordinators.

(a) A local superintendent of schools shall designate annually one individual per school system to serve as the Local Accountability Coordinator (LAC).

(b) The LAC shall have oversight of the:

- (i) Procurement of test instruments that are used in testing programs administered by or through the State Board of Education;
 - (ii) Organization, implementation, orientation, and verification of the Maryland educational assessment programs in the school system; and
 - (iii) Administration and security of state-mandated assessments.
- (c) The name of the LAC shall be provided in writing to the Department within 10 days of the designation.

2. School Test Coordinators.

(a) Each school system shall designate one individual per school to serve as the Primary School Test Coordinator (STC).

(b) A Principal may not serve as the STC unless permission has been granted by the Department.

(c) STCs must possess a valid Maryland State Department of Education (MSDE) certificate for professional school staff.

(d) Eligible STCs include the following:

- (i) State-certified teachers.
- (ii) State-certified guidance counselors, library media specialists, school psychologists, pupil personnel workers, and school administrators (other than the Principal).
- (e) The Primary STC shall:
 - (i) Have responsibility for training and supervising school personnel in test administration policy and procedures; and
 - (ii) Be the primary point of contact with the LAC and the Department during the administration of all state assessments.
- (f) The school system may further designate, one or both, an:
 - (i) Alternate STC per school.
 - (ii) Assistant STC per state-mandated assessment.

(3) Test Administrators (TAs)

(a) Selected by each public school's principal subject to review and approval by the local Superintendent.

(b) For any multi-state assessment consortium testing, TAs must possess a valid Maryland State Department of Education (MSDE) certificate for professional school staff.

(4) Proctors

(a) The decision to use Proctors is a local school system option.

(b) Must be under the direct supervision of an eligible TA.

(c) TAs may serve as Proctors.

(d) Proctors may include:

- (i) Instructional assistants and aides.
 - (ii) Substitutes or other staff members who are employees of the school system.
- (5) Accommodators
- (a) May provide accommodations to students during testing.
- (b) Must be under the direct supervision of an eligible TA.
- (c) Accommodators may include:
- (i) Test Administrators.
 - (ii) Instructional assistants and aides.
 - (iii) Substitutes or other staff members who are employees of the school system.

.05 Testing Behavior Violations.

A. It is a violation of test security for an individual to fail to follow test administration procedures promulgated by the local board of education or the State Board of Education and published in test administration manuals and related materials for mandatory tests administered by or through the State Board of Education to students or educators.

B. It is a violation of test security for an individual to:

- (1) Give examinees access to secure test items or materials before testing;
- (2) Give unauthorized individuals access to secure test items or

materials;

(3) Copy, reproduce, use, or otherwise disclose in any manner inconsistent with test security regulations and procedures any portion of secure test materials;

(4) Provide answer keys or answers orally, in writing, or by any other means, to examinees;

(5) Coach examinees during testing by giving them answers to test questions or otherwise directing or guiding their responses or altering or interfering with examinees' responses in any way;

(6) Fail to follow security regulations and procedures for distribution and return of secure test materials, or fail to account for all secure test materials before, during, and after testing;

(7) Fail to properly monitor test administration, including permitting inappropriate collaboration between or among individuals;

(8) Administer State-mandated tests on dates other than those specified by the Department;

(9) Participate in, direct, aid, counsel, assist, encourage, or fail to report any of the acts prohibited in this chapter; or

(10) Refuse to disclose information regarding test security violations.

C. The local school system shall investigate any allegations of violations of test security and report the results to the Department in a timely fashion.

.06 Data Collection and Reporting Violations.

A. It is a violation of data collection and reporting for an individual, school, or school system to:

(1) Fail to report test scores, numbers of students tested, and other indicators of test performance on mandatory tests administered by or through the State Board of Education, as well as all other data elements reported to the Department;

(2) Report incorrect or otherwise inaccurate test scores, numbers of students tested, other indicators of test performance, and participation on mandatory tests administered by or through the State Board of Education, as well as all other data elements reported to the Department; or

(3) Exclude a student or students from participation in mandatory tests administered by or through the State Board of Education except in accordance with Department-approved procedures.

B. The local school system shall investigate any allegations involving data collection or reporting violations and report the results to the Department in a timely fashion.

.07 Sanctions for Violations.

A. Invalidation of Test Scores or Other Data.

(1) An individual shall adhere to all procedures specified in all operating manuals and related materials governing the Maryland School Performance Program including the mandated testing programs.

(2) The Department:

(a) Shall establish procedures to identify:

(i) Improbable test score gains or improbable changes in data in consecutive years,

(ii) Situations in which inappropriate collaboration between or among individuals occurs during the test administration or data collection and reporting, and

(iii) Any other situation which may result in the invalidation of test results or other data; and

(b) May invalidate test scores or other data that reflect improbable gains which cannot be satisfactorily explained through changes in the student population or instruction.

(3) The invalidation of test results or other data because of a breach of security, or action of the State Board of Education, also invalidates any graduation, programmatic, or evaluative criteria dependent upon these data or test results.

(4) A student who causes, allows, or is otherwise involved in the presentation of forged, counterfeit, or altered identification for the purpose of obtaining admission to a test administration site for any of the tests listed in Regulation .01 of this chapter may have the test results invalidated, and may be ineligible to retake the test until the next official testing opportunity.

(5) A student who engages in any activities during testing which result in invalidation of scores may be ineligible to retake the test until the next official testing opportunity.

(6) All central office and school-based personnel whose duties involve either test administration or data collection and reporting shall be held accountable for compliance with all of the requirements described in this chapter.

B. Other Sanctions. A testing behavior violation as described in Regulation .05 of this chapter, a data collection and reporting violation as described in Regulation .06 of this chapter, or a violation of any other regulation in this chapter constitutes misconduct, insubordination, or neglect of duty for which:

(1) Personnel sanctions may be imposed by the local school system;

(2) The administrative credentials, teaching credentials, or both, of the violator may be suspended or revoked under COMAR 13A.12.05;

(3) The school or school system may be censured; and

(4) Costs incurred as the result of the violation may be recovered by the Department.

C. Mitigating Circumstances.

(1) Any mitigating circumstances shall be considered before a sanction is imposed for a testing behavior violation as described in Regulation .05 of this chapter, a data collection and reporting violation as described in Regulation .06 of this chapter, or violation of any other regulation in this chapter.

(2) An individual other than a primary violator may be sanctioned only if the individual failed to take appropriate action after learning about the violation.

D. Reasonable Person Standard. All conduct with respect to test administration and data reporting will be reviewed under a reasonable person standard, that is, what a reasonable person would do under similar circumstances.

E. Whistleblower Protection.

(1) The local school system shall not take any personnel action as retaliation against an employee who reports information that the employee reasonably believes involves a test security violation under this chapter.

(2) The local school system may take personnel action against an employee if the local school system investigates and concludes that the employee was involved in the reported test security violation.

NOTE: COMAR text current as of March 17, 2025. Please consult <http://www.dsd.state.md.us/COMAR/ComarHome.html> for any changes.

This page is intentionally blank.

Appendix C

State Policy Addendum

This page is intentionally blank.

State Policy Addendum

<p>MSDE State Contact</p> <p>For questions about state policies, contact the MSDE assessment office.</p>	
Telephone	Email
410-767-0083	mcap.msde@maryland.gov

Section	Issue	Maryland State Policy
	Testing Windows for ELA/L and Mathematics, MISA 5 & 8, and Social Studies 8	<p><u>General Information</u></p> <ul style="list-style-type: none"> If inclement weather, safety threats, or technology problems affect the LEA or a specific school's testing schedule, the LAC should contact MSDE to discuss possible modifications to the testing window. MSDE state testing windows are posted at https://marylandpublicschools.org/about/Pages/DAAIT/Assessment/index.aspx. STCs should consult their local calendar for specific dates for their LEA. All primary and make-up online testing must take place during the designated MSDE state testing window. All STCs are expected to enter their testing schedule on the Statewide Schedule Tool at itempra.org/schedule. Contact your LAC for directions on entering schedules.
	Load Organizations in ADAM	Loaded by State
	Load LAC Users in ADAM	Loaded by State
	Load Organization Participation Data File in ADAM	Loaded by State
	LAC or STC Load Student Registration Data	Data File loaded by LACs, STCs in LEA 24 schools, or designated Data Manager. STCs can complete individual student registrations as needed per the policy of the local school system.
	Receive Materials	Each Local School System or LEA 24 school should receive initial deliveries of manuals and paper test materials at least 10 school days prior to the start of their testing window.

Section	Issue	Maryland State Policy
	Additional Orders Window— All Materials	<p>The additional order window begins for each LEA or LEA 24 school when their initial orders arrive in schools and are inventoried.</p> <p>All additional orders of secure materials must be submitted and approved in order to receive the materials and complete testing by the end of the paper testing window.</p> <p>LACs should approve all additional orders placed by schools in their LEA or LEA 24 schools. MSDE and Pearson will monitor additional orders for orders above a specific threshold.</p> <p>MSDE may require LACs to confirm unusually large additional orders before approval.</p> <p>ALL additional orders will take up to 7 business days from approval to arrive in schools.</p>
	Return Materials	<p>Paper Test Return Materials should be shipped out of schools within 5 days of the conclusion of their testing window(s). The LEA or school will be responsible for any cost to return any materials shipped beyond this final date.</p>
1.2 3.3.2	Qualifications and Responsibilities for STCs, TAs, and Proctors (13A.03.04.04)	<p>STCs must be certified education professionals including:</p> <ul style="list-style-type: none"> • State-certified academic classroom teachers • Other state-certified teachers who teach in Special Education, Gifted and Talented, and ML programs • State-certified teachers in physical education, health, dance, art, family and consumer sciences, industrial arts, and technology education • State-certified guidance counselors, library media specialists, school psychologists, pupil personnel workers, and school administrators* <p>*Principals cannot serve as STCs unless a “Request for a Waiver to the Eligibility Requirements for STC” has been submitted to and approved by MSDE. Principals may serve as TAs.</p> <p>TAs, proctors, and accommodators are not required to be certified education professionals.</p> <p>Any personnel involved in the administration of a test must be trained by the STC.</p>
2.1.3	Maryland Test Administration and Certification of Training Form and Non-Disclosure Agreement	<p>Anyone administering or assisting with the MCAP test in Maryland must sign the Maryland Test Administration and Certification of Training Form and Non-Disclosure Agreement. Anyone who has access to MCAP secure materials, including technology with an active test, but does not administer the test must also sign this document.</p> <p>The signed forms (electronic or paper) must be maintained by the LEA or school for six years. The LAC may require a copy (either paper or electronic) of each form be submitted to the LEA office. Individuals may also maintain a copy of these forms for their records.</p> <p>The STC completes forms including copies of sign-in sheets, training dates, and make-up training that indicate all staff involved in the testing have been trained.</p>

Section	Issue	Maryland State Policy
2.2.1	Observation Policies	<p>MSDE will send representatives to schools throughout the state to monitor and observe testing to ensure that standardized testing procedures are being followed. Schools will not be notified in advance of a monitor's visit. All monitors will follow local procedures for reporting to the school's main office and signing the school's visitor log. Monitors will also sign a Maryland Test Administration and Certification of Training Form and Non-Disclosure Agreement form as requested by the school and provide a copy of a memorandum from the Assistant State Superintendent for Assessment, Accountability, and Performance Reporting giving authorization to monitor testing. LEAs that permit central office personnel to make observations during MCAP testing must train personnel involved on proper test security procedures and have all personnel sign a Maryland Test Administration and Certification of Training Form and Non-Disclosure Agreement.</p> <p>Under no circumstances may an observer, technology coordinator, or anyone assisting with the administration of the assessment photograph or make any recordings before, during, or after the assessment.</p>
2.2.2 4.1.4 4.2.3 4.3.2 4.3.3	Requirements for Reporting a Testing Irregularity or Security Breach	<p>The STC must call the LAC immediately upon discovering a testing irregularity/security breach. The LAC determines whether the incident must be reported to MSDE immediately by contacting the State Test Security Officer or whether the incident can be reported using the Testing Incident Forms (TIF), available in Appendix D of the <i>Test Coordinator Manual</i> or LEA designed Testing Irregularity form. The STC submits all Forms to Report a Testing Irregularity or Security Breach to the LAC within two school days. The LAC submits the documents to the state along with the Testing Incident Form (TIF) within five days of the incident.</p> <p>The LAC should contact MSDE immediately if a testing disruption occurs that may require a modification to the testing window or threatens a school's ability to complete testing for any students.</p> <p>The STC should contact the LAC for any tests that have been started with incorrect accommodations or that need to be voided for any reason.</p>
2.3	Materials Allowed ONLY AFTER a Student's Test Has Been Submitted and the Student's Secure Materials Have Been Collected	<ul style="list-style-type: none"> • Recreational books • Pamphlets, magazines, or periodicals • Students may not access any electronic devices
	Instructions for Students AFTER a Student's Test Has Been Submitted and After All Secure Materials Have Been Collected	<p>LACs can set the policy for all schools in their LEA or leave the decision to individual schools.</p> <p>The options are listed below.</p> <ul style="list-style-type: none"> • After the student has checked their work, the student must sit quietly until the Section has ended. • After the student has checked their work, the TA dismisses the student. • After the student has checked their work, the student may sit quietly and use allowable materials.

Section	Issue	Maryland State Policy
2.4.4	Break Policies	<p>Individual Bathroom Breaks: Student requests a bathroom break within their overall allotted testing time. Student's testing time does not stop.</p> <p>In-Chair Stretch Break: Student pauses and stretches. Student's testing time does not stop.</p> <p>Medical Breaks: Student takes a break due to existence or sudden onset of a temporary or long-term medical condition. Student's testing time stops during a medical break.</p> <p>Other Frequent Breaks: If a student with an IEP, 504, or ML plan (or other ML documentation) documents the need for frequent breaks not listed in the three categories above. A student's testing time stops.</p>
3.2.1	Requirements for Completing the Accommodations File	<p>The task of importing accommodations is completed by the LAC or appointed staff in the LEA, with the exception of LEA 24 schools where the STC completes these tasks.</p> <p>The initial submission of students on the Accommodations File ensures students are assigned their testing accommodations in their IEP/504/ML plan(s).</p>
2.4.2 4.1.5	Additional Requirements for Make-Up Testing	<p>Computer-Based Testing Students needing any make-up test may take the assessment out of order (excluding CAT and MST).</p> <p>Paper-Based Testing Students taking any Spring assessments may take a Section out of order during make-up testing. The TA must carefully monitor that students do not work in any Section previously taken.</p> <p>*For students who have to leave the testing environment early (e.g., illness, etc.), STCs must note the time remaining so the student can pick up seamlessly during their make-up session.</p>
3.9.1 3.10.1	Additional Requirements for Paper-Based Test Materials	<p>The LAC may require additional procedures for maintaining and processing testing materials.</p> <p>The LEA and all schools should open and inventory their secure materials deliveries immediately.</p> <p>Any discrepancy should be reported to the LAC immediately.</p>
5.2.4	Shipping Procedures for Paper-Based Materials	<p>Test materials are shipped directly to the STC. The STC must contact MVP directly to schedule "Return Service" pickup by the designated date unless directed otherwise by the LAC. Returning materials beyond the designated date will require that the school or LEA pay for traceable shipping.</p> <p>Maryland Pickup Instructions should include:</p> <ul style="list-style-type: none"> • The STC must contact MVP at 888-886-0780 before 4:00 PM EST <u>48 hours</u> in advance of requested pickup day. • Provide LEA & School # • Provide box count for Scorable & Non-scorable • Provide pickup hours

Section	Issue	Maryland State Policy
3.10.4	Approving Additional Orders	<p>Pearson and MSDE will be approving additional orders placed by schools or the LEA. Additional orders will not be processed until they are approved.</p> <p>Paper tests will be limited to students whose IEP or 504 plan specifies this mode of testing or in unique situations approved by MSDE.</p>
4.2.3 5.2.2	Steps for Missing, Damaged and/or Contaminated Materials	<p>Schools call the LAC immediately upon discovering missing, damaged and/or contaminated materials. The LAC contacts the MSDE.</p> <p>The school submits the Form to Report Contaminated, Damaged, or Missing Materials, available in Appendix E of the <i>Test Coordinator Manual</i>, to the LAC.</p> <p>The STC should transcribe any responses that have not been contaminated and then allow the student to continue in the new book. If a test cannot be transcribed, the STC should provide a new test book and allow the student to retake the test.</p> <p>All unusable damaged or contaminated materials must be securely destroyed by the STC. The STC must document the barcode number of the book.</p>
4.3.1	Procedures for Dismissing Students for Misconduct	<p>TAs, STCs and school administrators may collaborate and use their discretion when removing students from testing for behavior that is disruptive to the testing environment for other students.</p> <p>The LAC should be contacted and in conjunction with the school, decide how to proceed with testing for those students. The students may be given a chance to complete the unfinished testing time or it may be decided to end testing for those students.</p> <p>Under no circumstances can a TA make a unilateral decision to invalidate a test.</p>
5.2.2	Transcription Policy for Computer-Based Testing	No additional instructions. Follow procedures outlined in the <i>MAAAM</i> .
5.2.3	Applying Student ID Labels for Paper-Based Testing	Labels may be applied any time prior to the start of paper testing.
5.1.5 5.2.7	Requirements for Archiving Security Forms	Security forms must be maintained in the school for a minimum of six (6) years as per COMAR regulations.
6.1 6.2 6.3 6.4	Procedures for Accessibility and Accommodations	<p>The maximum administration size for test groups receiving the Human Reader accommodation for English Language Arts/Literacy or accessibility feature for Mathematics must not exceed five students. Students must receive a Human Reader in the same manner during instruction in order to be tested with a Human Reader during assessment.</p> <p>If any student responses were printed from an assistive technology device or recorded separately on blank paper (or on other external devices) and were used for transcription then these responses must be securely destroyed by the STC.</p>

Section	Issue	Maryland State Policy
6.3	Steps for Unique and Emergency Accommodations	<p>Unique Accommodations Forms must be submitted to MSDE six weeks before the MCAP assessment begins. Please check the state testing calendar for due dates. (For LEA 24 schools, the form is completed and forwarded to the student's home LEA at least 3 weeks prior to the MSDE due date for submission.)</p> <p>Emergency Accommodations are approved by the LAC at the LEA or LEA 24 level based upon the examples included in the form. All other emergency accommodations that are not reflected in the Maryland emergency accommodation form will require state approval.</p>
	Translation Policy	The Spanish form will be available for use in MD for students who have attended school in the U.S. for less than three years and had prior instruction in the assessed content in Spanish either in their home country or in a U.S. school.
	Braille Transition Plan	Maryland has transitioned to UEB for braille for ELA. For Mathematics, Maryland will continue to use Nemeth Code.
	Home Schooled and Home and Hospital Testing	Maryland Schools will follow the same procedures testing Home Schooled and Home and Hospital students as they do for the other Maryland state testing programs.
	Scorable/Non-Scorable Paper Test Books and Online Test Submissions	<p>PAPER</p> <p>SCORABLE— If a student sits for any part of any Section in a test administration, that student's Test Book must be submitted as scorable unless it is to be voided, which will result in no score or participation being reported.</p> <p>NON-SCORABLE—All Test Books that have not been used for testing or have been transcribed (i.e., large print) onto other Test Books, must be submitted as non-scorable.</p> <p>ONLINE</p> <p>Marked Complete is no longer a status. Student should be in Completed status or Submitted.</p>

Appendix D

Testing Incident Form

This document may serve as a model of the essential items to be included on Testing Irregularity Reports for your LEA or LEA 24 schools. The actual TIF is submitted to MSDE by the LAC.



TESTING INCIDENT FORM (TIF)

The LAC is to submit the Testing Incident Form (TIF) whenever a test security violation or test administration procedural deviation (Category 2 violation) from MSDE testing policy takes place. Prompt reporting of such incidents will result in a more timely follow-up and resolution. Once completed, the LAC may e-mail this form as a PDF to the State Test Security Officer at jeremy.marcuswenger@maryland.gov. (Forms containing student identifying information should be posted as a PDF to MSDE's secure server.) Be sure to include any relevant supporting documentation such as written statements from the parties involved.

Forms must be submitted to MSDE within five (5) days of the date of the testing incident.

Additional pages may be attached to the form as necessary.

DATE OF INCIDENT (MO/DAY/YR)	DATE OF REPORT (MO/DAY/YR)	TEST	LEA# & Name or LEA24 #	SCHOOL (NUMBER & NAME)	NAME & TITLE OF INDIVIDUAL SUBMITTING THE TIF
# OF STUDENTS INVOLVED	# OF STAFF INVOLVED	BRIEF DESCRIPTION OF INCIDENT			
DETAILED DESCRIPTION OF INCIDENT					
INVESTIGATION STEPS TAKEN					
STUDENT IDENTIFYING INFORMATION					
For cases that may involve score invalidation by MSDE, include: Student Name, Pupil ID, Grade, Date of Birth, Student Pre-ID or Generic Barcode Number, Test Book Lithicode					
RESOLUTION					
PERSONNEL ACTION/SANCTION (To be completed by LAC)					
The LAC should confer with the State Test Administration and Security Committee before imposing any sanction(s).					

GUIDELINES FOR COMPLETING THE TIF

- **Remember the 4Ws/H – who, what, when, where, and how.** The more detail you can provide regarding your investigation, the more likely the State Test Administration and Security Committee (STASC) will have the information needed to respond quickly and to close cases. The STASC relies on your thoroughness, assessment, and credibility determinations.
 - **Identify the person(s) involved.** When submitting TIFs, please refrain from using the passive voice (e.g., “the materials were left unsecured in the classroom,” versus “Mr. Jones left the materials unsecured in the classroom”). Among other things, this helps the STASC to identify the responsible individual(s) and to avoid approval of unfair personnel sanctions.
 - **Provide a recommended sanction.** While the STASC understands that most test security violations may be unintentional, when sanctions are warranted in a particular case, our focus is on fairness. We have, for example, recommended lesser sanctions than those proposed by the LAC where we saw mitigating circumstances, or we were aware of different sanctions imposed by other school systems for comparable violations.
 - **Submit the TIFs within five days of the incident.** Some sanctions, such as invalidation of student test score data, are particularly time-sensitive. For other sanctions, some local school systems may require LACs to follow a local process before, or in addition to, the process required by MSDE. In either event, your timely submission of the TIF helps all parties involved by ensuring the timely, accurate, and fair investigation of alleged test security violations and closure of these cases.
1. Date of Incident
 2. Date of Report – the date the LAC completes the form
 3. Test – MCAP ELA/L, Mathematics, MISA 5 or 8, LS MISA, Social Studies 8, American Government or KRA
 4. LEA Number – use the appropriate number from 01–32
 5. School – include the number & name of the school
 6. Name & Title of Individual Reporting Incident – LAC name and title
 7. Number of Students Involved – important in determining how great the impact of an incident may be
 8. Number of Staff Involved – important in determining how great the impact of an incident may be
 9. Brief Description of Incident – something such as “Student cheating” or “Teacher interference” is sufficient
 10. Detailed Description of Incident – Provide as much information as you have available.
 11. Investigation Steps Taken – Describe what actions you have taken (or plan to take) to determine the validity of the offense.
 12. Student Identifying Information – For cases that may involve score invalidation, include the identifying information for all students involved.
 13. Resolution – Describe what steps were taken to rectify the situation and to prevent future occurrences.
 14. Personnel Action/Sanction – Describe the disciplinary action(s) you believe are appropriate to the situation. (The LAC should confer with the State Test Administration and Security Committee before imposing any sanction.)

This page is intentionally blank.

Appendix E

Form to Report Contaminated, Damaged, or Missing Materials

2025–2026 MCAP Assessment Form to Report Contaminated, Damaged, or Missing Materials

Instructions:

1. Follow the instructions in the *Test Coordinator Manual* if test materials become contaminated, damaged, or missing (Section 5.2.2).
2. Then report the incident using this form to describe the circumstances. For special instructions on reporting instances of damaged or missing materials, Test Coordinators should refer to **Appendix C** and follow MSDE procedures.
3. Submit the form to Pearson and according to MSDE policy in **Appendix C** to either your LAC or your MCAP State Contact.

State

☐ Fall ☐ Spring ☐ Summer

Contact Name

Contact Phone and Ext

Contact
Person's Role

Contact Email

School Name

School Organization Code

LEA Name

LEA/LEA 24
Organization
Code

Complete this form and submit the completed form via email:

AQMCAPProgramDeliveryTeam@grp.pearson.com

Document Type/Subject/Grade		Quantity	Security Barcode or Range of Barcode Numbers	Description of Circumstances
Example Grade 10 ELA Test Book		1	123456789-0	Student had a nosebleed on the book and it has now been destroyed according to LEA protocol.

Appendix F

Post-Test Certification Form



2025–2026 MCAP Assessment Post-Test Certification Form

This form is to be completed by the School Test Coordinator after test administration.

By submitting this form, I certify that administration of the MCAP Assessments has been completed at the following school according to MSDE security policies. All known security breaches and testing irregularities have been properly reported.

☐ Fall ☐ Spring ☐ Summer

First Name	Last Name
School Name	School Organization Code
LEA Name	LEA Organization Code
Content/Administration Dates	Phone Number and Ext
Were any Forms to Report a Testing Irregularity or Security Breach submitted for the school? <input type="checkbox"/> Yes <input type="checkbox"/> No	
All secure test materials have been returned to Pearson. Any secure test materials not returned to Pearson have been tracked, destroyed and/or reported using the Form to Report Contaminated, Damaged, or Missing Materials.	
Ship back date	Number of scorable boxes shipped _____
	Number of nonscorable boxes shipped _____
Were any Forms to Report Contaminated, Damaged or Missing Materials submitted for the school? <input type="checkbox"/> Yes <input type="checkbox"/> No	
Full Name (printed)	Date
School Test Coordinator Signature	
Principal (if different from above) Full Name (printed)	Date
Principal's Signature	

Appendix G

MCAP Administration Cheat Sheet

Assessment	Must Answer to Continue	Must start in section 1	Adaptive	Must take sections in order	Must be moved to the next section	How student is moved to next section
Mathematics 3-8 & Algebra 1 <i>(Regular Online Version)</i>	Yes	Yes	Yes – Computer Adaptive	Yes	Yes – if student does not submit the section	By STC using Submit Section
Mathematics 3-8 & Algebra 1 <i>(Accommodated Version)</i> *	No	Not required	No	No	Yes – if student does not submit the section or if sections out of order has been used prior	By STC using Move to Section
Algebra 2 & Geometry	Yes	Not required	No	No	Yes – if student does not submit the section or if sections out of order has been used prior	By STC using Move to Section
ELA 6-8 & 10 <i>(Regular Online Version)</i>	Yes	Yes	Yes – Multi-Stage Test	Yes	Yes – if student does not submit the section	By STC using Submit Section
ELA 3-5 <i>(Regular Online Version)</i>	Yes	Not required	No	No	Yes – if student does not submit the section or if sections out of order has been used prior	By STC using Move to Section
ELA 3-8 & 10 <i>(Accommodated Version)</i> *	No	Not required	No	No	Yes – if student does not submit the section or if sections out of order has been used prior	By STC using Move to Section
MISA 5 & 8	No	Not required	No	No	Yes – if student does not submit the section or if sections out of order has been used prior	By STC using Move to Section
Social Studies 8	No	Not required	No	No	Yes – if student does not submit the section or if sections out of order has been used prior	By STC using Move to Section

* ASL, Assistive Technology Screen Reader, Assistive Technology Non-Screen Reader, Closed Caption, Text-to-Speech, Human Signer, Human Reader, and Spanish assessments are accommodated.

Note: Students who do not finish one or more sections will remain in the in-progress status until Pearson submits them for scoring which will take place the day after the administration.



MD00103332