



Maryland Comprehensive
Assessment Program

TEST COORDINATOR MANUAL



Computer-Based and Paper-Based Testing



- *English Language Arts/Literacy*
- *Mathematics*
- *MISA 5 & 8*
- *Social Studies 8*

2025-2026



Carey M. Wright, Ed.D.
Superintendent of Schools

Joshua L. Michael, Ph.D.
President, Maryland State Board of Education

Wes Moore
Governor

The Maryland State Department of Education does not discriminate on the basis of age, ancestry, color, creed, gender identity and expression, genetic information, marital status, disability, national origin, race, religion, sex, or sexual orientation in matters affecting employment or in providing access to programs.

For inquiries related to departmental policy, please contact the Equity Assurance and Compliance Office, 410-767-0433 (voice) 410-333-6442 (TTY/TDD).

For more information about the contents of this document, email mcap.msde@maryland.gov.

Copyright © 2025 by The Maryland State Department of Education. All rights reserved.

Developed and published under contract with the Maryland State Department of Education by ETS and NCS Pearson Inc. No part of this publication may be reproduced or distributed in any form or by any means, or stored in a database or retrieval system, without the prior written permission of the Maryland State Department of Education.

ADAM and TestNav™ are Trademarks in the U.S. and other countries of Pearson, Inc., or its affiliate(s).



Contact Information

For Questions About	Who to Contact	Contact Information and Resources
<ul style="list-style-type: none"> • Technology, including ADAM and TestNav • Test materials 	Customer Support Center	<p>Web: https://support.mdassessments.com</p> <p>Hours: 6:30 a.m. - 7:30 p.m. Eastern Time</p> <p>Telephone: 888-639-0690</p> <p>Email Webform: Click View Support button under Support. Click “Submit a Pearson Help Desk request” and complete the webform fields.</p> <p>Chat: Select the Chat Now button to speak to someone immediately.</p>
<ul style="list-style-type: none"> • State-specific policies • Test security • Test administration 	LAC or MSDE State Contact	<p>MSDE:</p> <p>Telephone: 410-767-0083</p> <p>Email: mcap.msde@maryland.gov</p>

Table of Contents

WHAT'S NEW FOR THE SUMMER 2026 ADMINISTRATION?	viii
Reminders	viii
MCAP Participation Requirements	ix
1.0 Overview	1
1.1 About this Manual	1
1.2 Roles of Individuals	2
2.0 Test Security and Administration Policies	4
2.1 Maintaining the Security of Test Materials and Content	5
2.1.1 STC Responsibilities	5
2.1.2 TA Responsibilities for Maintaining Security and Administering Tests	6
2.1.3 Security Forms	7
2.2 Testing Irregularities and Security Breaches	7
2.2.1 Examples of Testing Irregularities and Security Breaches	8
2.2.2 Reporting Testing Irregularities and Security Breaches	9
2.3 Testing Environment	9
Administrative Considerations for All Students	10
Materials Prohibited in the Testing Environment	10
Exceptions for Test Accommodations	11
2.4 Scheduling and Testing Time	11
Administration Dates	11
Testing Time	11
2.4.1 Guidelines for Scheduling	13
2.4.2 Make-Up Testing	13
2.4.3 Extended Time	14
2.4.4 Breaks Between Sections	14
Break Policy	14
3.0 BEFORE Testing	16
3.1 Checklist of Tasks for Test Coordinators and Technology Coordinators to Complete BEFORE Testing	16
3.2 ADAM Setup	18
3.2.1 Importing Students and Accommodation Files	18
3.2.2 Assign and Update User Roles	18
3.2.3 Create and Manage Proctor Groups (For Computer-Based Testing Only)	18
3.2.4 Verify Test Form Assignments (Accommodated Computer-Based Testing)	18
3.2.5 Managing Testing for Students Who Transfer	19
3.3 Develop a Test Administration Plan	19
3.3.1 Training Plan	19
3.3.2 Security Plan	20
Security Agreement (Test Administration and Certification of Training Form and Non-Disclosure Agreement)	20
3.3.3 Prepare the Testing Environment	20
3.4 Meet with Technology Coordinators (If Applicable)	21

3.5 Complete Technology Setup (For Computer-Based Testing Only)	21
3.5.1 Prepare Student Testing Devices (For Computer-Based Testing Only).....	21
3.5.2 Monitor Computer-Based Testing.....	21
3.6 Establish a Testing Schedule	21
3.7 Schedule Tutoring, Practice Tests, and Training Administrations	22
3.8 Meet with TAs, Proctors, and Accommodators	22
3.9 Organize Test Materials for <u>Computer-Based Testing</u>	23
3.9.1 Secure and Nonsecure Test Materials.....	23
Calculators.....	24
Mathematics Tools for Administration	25
Reminders for the Mathematics Administration.....	26
Wired Headphones/Earbuds.....	26
Human Reader Scripts.....	26
3.10 Organize Test Materials for <u>Paper-Based Testing</u>	26
3.10.1 Secure and Nonsecure Test Materials.....	26
3.10.2 Receive, Document, and Store Materials.....	27
Steps for Receiving and Inventorying Materials	27
3.10.3 Account for Damaged Test Books and Answer Documents (For Paper-Based Testing Only).....	28
3.10.4 Additional Orders.....	29
3.11 Finalize Preparations for Computer-Based and Paper-Based Testing	29
3.12 Meet with Students.....	30
4.0 DURING Testing	30
4.1 Computer-Based Testing.....	30
4.1.1 Checklist of Tasks for STCs to Complete DURING Computer-Based Testing.....	30
4.1.2 Managing Proctor Groups in ADAM (Testing Day)	30
4.1.3 Technology Tasks DURING Testing	31
Troubleshooting Computer-Based Testing	31
4.1.4 Monitor Test Activity and Maintain Test Security	31
4.1.5 End-of-Section Tasks	32
Collect Materials	32
Ensure TestNav Sign-out.....	32
Administer Make-Up Testing.....	32
4.2 Paper-Based Testing	33
4.2.1 Checklist of Tasks for STCs to Complete DURING Paper-Based Testing.....	33
4.2.2 Procedures for Contaminated, Torn, or Damaged Materials	33
Contaminated Test Materials	33
Torn or Damaged Test Materials	34
4.2.3 End-of-Section Tasks	34
Collect Materials	34
Administer Make-Up Testing.....	35
4.3 Procedures for Testing Irregularities (Testing Day)	35
4.3.1 Dismissing Students for Misconduct.....	35
4.3.2 Item Irregularities During Testing	35
4.3.3 Procedures for Safety Threats and Severe Weather	36

5.0 AFTER Completion of ALL Testing	37
5.1 Computer-Based Testing.....	37
5.1.1 Checklist of Tasks for Test Coordinators and Technology Coordinators AFTER Testing	37
5.1.2 Collect and Organize Materials	37
Secure Materials.....	37
Nonsecure Materials To Be Recycled.....	38
5.1.3 ADAM Cleanup Activities for Computer-Based Testing.....	38
Manage Student Tests	38
5.1.4 Complete the Post-Test Certification Form	38
5.1.5 Keep Records	38
5.2 Paper-Based Testing	39
5.2.1 Checklist of Tasks for Test Coordinators AFTER Testing.....	39
5.2.2 Collect and Organize Materials	39
Report Contaminated and Damaged Test Materials	39
Report Missing Test Materials	40
Transcription of Student Test Responses.....	40
“Do Not Score” Test Materials.....	40
5.2.3 Organize Materials.....	41
Hand Grid Demographic Pages.....	42
Materials To Be Securely Destroyed	42
Nonsecure Materials To Be Recycled.....	43
5.2.4 Package Materials for Return Shipping	43
Required Ancillary Materials for Return.....	43
Scorable Materials Return School Header and Paper Bands.....	44
Return Scorable Materials	44
Return Nonscorable Materials	46
Generic Return Labels	47
Contact MVP to Schedule Pickup	47
5.2.5 ADAM Cleanup Activities for Paper-Based Testing	48
Voided Tests	48
Rejected Student Tests	48
5.2.6 Complete the Post-Test Certification Form	48
5.2.7 Keep Records	48
6.0 Accessibility Features and Accommodations	50
6.1 Accessibility Features and Accommodations	50
6.2 Preparing for Accessible Test Administration	51
Identification of Accessibility Features and Accommodations in the Accommodations Registration File.....	51
Accommodated Materials	52
Unique Accommodations Guidance.....	53
Preparing the Test Environment for Accessibility Features and Accommodations ..	53
6.3 Test Administration Using Accessibility Features and Accommodations.....	53
Special Accommodations Circumstances During Testing	54
Emergency Accommodation	54
Refusal of Accommodations.....	54

6.4 Completing Accessible Test Administration as a Test Coordinator	55
Appendix A - Glossary of Terminology	56
Appendix B - Test Administration and Certification of Training Form and Non-Disclosure Agreement	60
Appendix C - State Policy Addendum	64
Appendix D - Testing Incident Form	72
Appendix E - Form to Report Contaminated, Damaged, or Missing Materials	76
Appendix F - Post-Test Certification Form.....	78
Appendix G - MCAP Administration Cheat Sheet.....	80

WHAT'S NEW FOR THE SUMMER 2026 ADMINISTRATION?

- This Test Coordinator Manual (TCM) covers all computer-based (CBT) and paper-based (PBT) MCAP assessments for the Summer administration.
- ELA/L and Mathematics CBT and PBT scripts are now combined into a single *Test Administrator Manual (TAM)*. Separate PBT TAMs will no longer be provided.
- The **MCAP Administration Cheat Sheet** serves as a quick reference for tasks such as moving students or submitting a section (see **Appendix G**).
- The iTempa scheduling tool now allows STCs to enter both test dates and times.
- The **MCAP Non-Disclosure Agreement** and **Test Administration Form** have been updated. Discard all previous versions (see **Appendix B**).
- **ELA/L and Mathematics Regular Online Assessments Only:** Students must answer all parts of a question to move forward. They will have access to the Review Menu and Bookmark Button to review and modify responses. Items must be completed in order, and students are encouraged to check their work as they proceed.

After session testing time ends, students must exit TestNav, and the STC must ensure students are advanced to the next section before logging back in. Failure to do so will return students to the current section.

- Test timing and structure for 2025–2026:
 - ELA/L: 4 sections, 70 minutes each
 - Mathematics: 4 sections, 40 minutes each
- Students testing on paper MAY NOT use any internet-connected device to access the Desmos calculator.
- The *Maryland Assessment, Accessibility, and Accommodations Manual (MAAAM)* has been updated for the 2025–2026 school year. Please refer to the [MAAAM](#) for current guidance on accessibility features and accommodations.

Reminders

- For summer testing, paper-based materials are additional order (AO) only. Orders must be placed in ADAM during the AO window.
- The MCAP Portal is available at <https://support.mdassessments.com>.
- Mathematics assessments include both calculator and non-calculator sections. The Desmos calculator and a grade/course-specific calculator are available in TestNav during calculator sections. Students may not use internet-connected devices to access Desmos during non-calculator sections.
- Drawing boxes are available in online math constructed response items to support students' explanations. Responses in these boxes will be scored, and students must still complete all other parts of the question.
- STCs are strongly encouraged to administer secure practice tests to familiarize themselves with ADAM.
- Internet-connected countdown timers may be used at the STC's or TA's discretion to display remaining test time. A non-connected backup timer should also be used to ensure accurate timing during internet outages.

Beginning on July 1, 2018, Maryland has used the term Maryland Comprehensive Assessment Program (MCAP) as an umbrella for state assessments. MCAP provides information to educators, families, and the public on student progress towards proficiency on the Maryland state content standards. Through a strong assessment system, stakeholders gain an understanding of how schools are performing and where assistance can be directed to support student growth and achievement.

In Maryland, all students in tested grades (grades 3 – 8 and high school) must participate in either the regular or the alternate assessments. Students must be included to the fullest extent possible in all state assessment programs and have their assessment results incorporated in Maryland’s accountability system, unless documented as described in the [Maryland Assessment, Accessibility, and Accommodations Manual \(MAAAM\)](#). Federal legislation requires the participation of Students with Disabilities (SWD) that have Individual Education Plans (IEPs), students with 504 Plans, and multilingual learners (MLs) in standards-based instruction and assessment initiatives. Students with the most significant cognitive disabilities may take the Alternate Assessments if their IEP teams determine that they meet the eligibility criteria and cannot appropriately be assessed on the general assessments. More information about federal legislation and assessment requirements can be found in the Every Student Succeeds Act of 2015 (ESSA) and the Individuals with Disabilities Education Improvement Act of 2004 (IDEA).

Maryland currently operates the following state testing programs under the MCAP umbrella:

FALL	WINTER	SPRING	SUMMER
<ul style="list-style-type: none"> Kindergarten Readiness Assessment¹ 	<ul style="list-style-type: none"> English Language Arts/Literacy (Grade 10) Life Science (LS) MISA (High School) American Government (High School)¹ Algebra I, Geometry, and Algebra II² WIDA ACCESS (K-12) WIDA Alternate ACCESS (K-12)³ 	<ul style="list-style-type: none"> English Language Arts/Literacy (Grades 3-8 and 10) Mathematics (Grades 3-8, Algebra I, Geometry, Algebra II) Social Studies (Grade 8)¹ Maryland Integrated Science Assessment (MISA) (Grades 5 and 8) Life Sciences (LS) MISA (High School) American Government (High School)¹ Dynamic Learning Maps (ELA, Math) (grades 3-8 and 11)³ Alternate Maryland Integrated Science Assessment (Alt-MISA) (grades 5, 8, 11)³ 	<ul style="list-style-type: none"> English Language Arts/Literacy (Grade 10) Life Sciences (LS) MISA (High School) American Government (High School)¹ Algebra I (High School)

Notes

- 1 Maryland State law (Md. Ed. Art §7-203) requires a Kindergarten Readiness Assessment, as well as a social studies assessment in middle school (grade 8) and an assessment in American Government for high school students. The Early Learning Assessment (ELA) is an optional assessment administered to students in both public and private prekindergarten settings in Maryland.
- 2 Students in grades 3–8 and 10 must participate in MCAP assessments only for the grade in which they are enrolled. For example, students enrolled in 7th grade will participate in the Grade 7 MCAP Mathematics assessment. **MIDDLE SCHOOL EXCEPTION:** Effective March 17, 2025, MSDE was granted a waiver allowing students in grades 6–7 who are enrolled in a high school mathematics course to take the corresponding MCAP mathematics assessment instead of the statewide grade-level assessment. For example, students in grade 6 who are enrolled in an Algebra I course will be permitted to participate in the MCAP Algebra I assessment. Once in high school, these students will participate in the MCAP Geometry, MCAP Algebra 2, or SAT as their more advanced mathematics assessment. This waiver is in effect from SY 2024-2025 through 2027-2028.
- 3 Alternate (Alt) assessments are administered to Maryland students with significant cognitive disabilities for any federally mandated assessment.
- 4 Beginning 2023-2024, students entering the ninth grade, the Maryland Comprehensive Assessment for science (LS MISA) and government (American Government) shall account for 20 percent of the student’s final grade in the respective high school level science and government courses (COMAR 13A.03.02).

1.0 Overview

The Maryland Comprehensive Assessment Program (MCAP) is the umbrella for annual statewide assessments in English Language Arts/Literacy (ELA/L), Mathematics, Science, and Social Studies. MCAP assessments may be administered in either computer-based (CBT) or paper-based (PBT) formats.

The ELA/L assessment focuses on reading and analyzing literature and informational texts, as well as writing effectively in response to texts.

The Mathematics assessment focuses on applying skills and concepts to multi-step problems through abstract reasoning, real-world modeling, and the strategic use of tools with precision and perseverance.

The Science (MISA) assessment focuses on understanding scientific and engineering concepts, with an emphasis on explaining phenomena and solving real-world problems.

The Social Studies 8 assessment focuses on applying content knowledge and skills to evaluate sources, identify credible information, and construct arguments.

1.1 About this Manual

This manual provides School Test Coordinators (STCs) with instructions for administering both computer-based and paper-based MCAP assessments, including procedures and protocols for before, during, and after testing. Definitions of terms used in this manual are in **Appendix A**.

	Throughout this manual, this icon indicates tasks or information (including sections) relevant only to computer-based tests.
	Throughout this manual, this icon indicates tasks or information (including sections) relevant only to paper-based tests.

This manual also outlines test security and administration policies that all school staff must follow.

All referenced documents are available on the MCAP Portal: <https://support.mdassessments.com>.

Test administration instructions for TAs are included in the *Test Administrator Manuals (TAMs)* or provided with specific accommodated paper forms (e.g., Braille, Large Print).

1.2 Roles of Individuals

Table 1.0 Roles of Individuals

Role	Description	Tasks
Local Accountability Coordinator (LAC)	Individual at the LEA level who is responsible for the overall coordination of each test administration.	In Maryland LEA 24 schools, the tasks for this role are the responsibility of the STC. When testing issues arise, the Local Accountability Coordinator is the main point of contact with the Maryland State Department of Education (MSDE).
School Test Coordinator (STC)	Individual at the school level who is responsible for the overall coordination of test administration. All schools in Maryland are required by COMAR to have a STC (See COMAR 13A.03.04.04). The STC role may NOT be taken on by the principal unless a waiver is submitted and approved by MSDE.	Responsibilities include but are NOT limited to: <ul style="list-style-type: none"> • Coordinating test administration and resolving testing issues at their school • Completing all post-testing procedures
Test Administrator (TA)	Individual at the school level who is responsible for administering the assessment. All TAs must be employees of the LEA/LEA 24 school and trained for the specific test administration. Legislation (House Bill 617) allows a public school principal to appoint any employee to serve as the TA pending review and approval by the local Superintendent. Although principals may select any employee, keep in mind that the TA remains culpable if test security infractions occur.	Responsibilities include but are NOT limited to: <ul style="list-style-type: none"> • Administering the assessment using provided scripts • Monitoring students during testing • Assisting students experiencing technology issues during testing • Redirecting students • Assisting students in signing out of TestNav

Role	Description	Tasks
<p>Proctor</p>	<p>Individual who may be called on to help a TA monitor a testing administration under the supervision of the TA.</p> <p>A TA must be in the room at all times during testing including when a Proctor is present.</p> <p>Student teachers may serve as Proctors who assist the TA. Student teachers must be trained and must sign an NDA.</p> <p>A Proctor is recommended for all test sessions.</p>	<p>Responsibilities include but are NOT limited to:</p> <ul style="list-style-type: none"> • Meeting with the STC to review test security and administration protocols • Monitoring students during and after testing to adhere to test security and administration protocols • Reviewing policies and instructions in the <i>Test Administrator Manual (TAM)</i> • Assisting in the preparation of the testing environment • Assisting in the supervision of test administration during each Section
<p>Accommodator</p> <p>This role does NOT need access to ADAM.</p>	<p>Individual who, under the direction of the TA, provides specific accommodations that are documented in a student’s Individualized Education Program (IEP), 504 plan, or Multilingual Learner (ML) Plan.</p>	

Role	Description	Tasks
Technology Coordinator (TC)	<p>Individual at the school or LEA level who is responsible for setting up testing devices for computer-based testing.</p> <p>The STC must collaborate with an individual who will be on-site or readily available to serve in this role during the administration.</p>	<p>Responsibilities include but are NOT limited to:</p> <ul style="list-style-type: none"> • Configuring student testing devices <ul style="list-style-type: none"> ◦ Ensuring each device meets minimum technology requirements ◦ Installing/updating the TestNav App on each testing device ◦ Ensuring the infrastructure (e.g., wireless access points, bandwidth) is adequate • Managing problems with firewalls • Removing (or turning off) any software that would allow secure test material on testing devices to be viewed on another testing device during testing • Providing technical support for STCs and TAs • Assisting with the retrieval of “Log Files” on student devices when requested by Pearson

2.0 Test Security and Administration Policies

Code of Ethics and State Board Security Regulations

The following code of ethics conforms to the Standards for Educational and Psychological Testing developed by the American Educational Research Association, the American Psychological Association, and the National Council on Measurement in Education:

It is a breach of professional ethics for school personnel to provide verbal or nonverbal clues or answers, teach items on the test, share writing prompts, coach, hint, or in any way influence a student’s performance during the testing situation. A breach of ethics may result in invalidation of test results and LEA or MSDE disciplinary action.

The online forms, Student Print Cards, Session Access Codes, and test books for the MCAP are confidential and must be kept secure at all times. Secure test materials must not leave the school premises unless for distribution to another school or for home/hospital testing. Unauthorized use, duplication, or reproduction of any or all portions of the assessment is prohibited. Additionally, divulgence of secure test materials through electronic correspondence such as email is prohibited.

VIOLATION OF SECURITY CAN RESULT IN PROSECUTION AND/OR PENALTIES AS IMPOSED BY THE MARYLAND STATE BOARD OF EDUCATION AND/OR STATE SUPERINTENDENT OF SCHOOLS IN ACCORDANCE WITH COMAR 13A.03.04 AND 13A.12.05.

It is assumed that TAs and all others who handle test materials are aware of the consequences of test security violations, and each must sign a **Test Administration and Certification of Training Form and Non-Disclosure Agreement**, which are kept on file for six years. Individuals who handle test materials are bound to abide by the regulations governing test security violations outlined in COMAR Section 13A.03.04.05.

2.1 Maintaining the Security of Test Materials and Content

The MCAP assessment administration is a secure testing event. Maintaining the security of test materials before, during, and after testing is essential to ensure valid and reliable results. STCs are responsible for ensuring that all personnel with authorized access to secure materials are properly trained and comply with all test security requirements.

All personnel assigned as Test Administrators (TAs), Proctors, Accommodators, or those assisting with test materials must be employees of the local school system, be trained for their role, and sign the **Test Administration and Certification of Training Form and Non-Disclosure Agreement**. Non-employees, such as student teachers or accommodators, may assist only under the direct supervision of a certified TA.

STCs must implement and monitor chain-of-custody procedures, including distributing and collecting materials from TAs, returning secure materials to Pearson, and securely destroying designated materials (see Sections 5.1.2 and 5.2.3 for details).

STCs must maintain a tracking log to document the collection and secure destruction of all secure materials, including student-used reference sheets and scratch paper. Schools are required to keep the Chain-of-Custody Form or tracking log for at least 6 years. For computer-based testing, forms are available at <https://support.mdassessments.com>. For paper-based testing, forms are included in each LEA or school's test materials shipment.

TAs must NOT have extended access to secure materials before or after testing. They must immediately return all secure materials (used and unused) to the STC and document their receipt and return.

	<p>The following test materials are secure:</p> <ul style="list-style-type: none"> • Student print cards and Seal Codes • Reference sheets written on by students • Scratch paper written on by students • Human Reader scripts for Mathematics (if applicable) • Braille Book (for student using Screen Reader)
	<p>The following test materials are secure:</p> <ul style="list-style-type: none"> • Test books • Answer documents (grades 4–high school for ELA and Mathematics only) • Large Print test book • Braille test book and braille notes • Reference sheets written on by students • Scratch paper written on by students • Human Reader scripts for Mathematics (if applicable)

2.1.1 STC Responsibilities

- Before testing, develop a security plan that aligns with school, LEA/LEA 24 schools, and state policies.
- Authorize specific personnel to serve as TAs and train them to properly administer MCAP tests. Designate other school and/or LEA personnel as necessary to maintain a secure test administration and train them in Maryland security requirements.

- With school administration approval, create a testing schedule, including make-up testing dates. Enter the schedule in the Statewide Schedule Tool at <https://itempra.org/schedule/>. This schedule **MUST** be updated as needed throughout the testing window to ensure accuracy.
- Store all secure test materials in a locked central location when MCAP tests are not being administered.
- Inform staff of the schoolwide testing schedule, and train those assigned as TAs, Proctors, and Accommodators.
- Provide TAs with a list of accommodations and accessibility features for students in their Proctor Groups.
- Monitor the receipt and distribution of all test materials.
- Return all secure materials to Pearson by the designated deadlines.
- Report any testing irregularities as directed by your LAC.

2.1.2 TA Responsibilities for Maintaining Security and Administering Tests

1. Receive Training and Prepare for Test Administration

- Review the *Test Administrator Manual (TAM)* and all relevant test security policies prior to administering any test.
- Attend all required training sessions led by the STC/Designee before test administration.
- Understand and follow procedures for administering accessibility features and accommodations, if applicable.
- Sign the **Test Administration and Certification of Training Form and Non-Disclosure Agreement** after training.
- Review responsibilities in ADAM, if applicable.

2. Administer Tests According to Approved Protocols

- Administer tests only on the dates specified for each content by the LAC within the MSDE testing window.
- Remove or cover any classroom displays related to test content or test-taking strategies (refer to Section 2.3).
- Provide students with all required test materials listed in the *TAM*.
- Prevent the use of prohibited materials (refer to Section 2.3) during testing. Note that test results may be invalidated if a student uses a cell phone or other prohibited electronic device during a test Section, after submitting (both online and paper-based), while still in the testing room, or during a break (See exception listed in Section 2.2.1).
- Follow the directions and read the *TAM* scripts verbatim. Spanish translations are available under the Administration Resources section on the MCAP Portal at <https://support.mdassessments.com/training-resources/>.
- Provide only one Seal Code at a time as directed in the computer-based test script.

3. Maintain Active Supervision During Testing

- Focus full attention on the testing environment at all times.
- Supervise students during both testing and breaks.
- Ensure no applications (Music streaming, YouTube®, etc.) are running on testing devices before launching TestNav.
- Monitor continuously and unobtrusively by moving around the room. For paper-based testing, TAs may look at student test books and answer documents only to confirm they are working in the correct Section. TAs may not review responses or check whether all questions are answered.
- TAs must notify the STC if a student is seen working in or reviewing the wrong section, as this constitutes a testing irregularity.

4. Prevent Cheating

- Ensure that students do not consult notes, textbooks, or other materials, share test content, or communicate with others during testing.
- Make sure students cannot view others' screens or materials.
- Students must not have access to any electronic communication devices before or during testing. Access is only allowed after all testing materials are collected and are secured.

5. Do Not Provide Unauthorized Assistance

- TAs may repeat a portion of the *TAM* script if clarification is needed, but may not explain any part of it.
- TAs must not assist students in any way that could affect their answers. Examples of unauthorized assistance include but are not limited to:
 - Giving answers
 - Indicating whether an answer is correct, incorrect, or left blank
 - Defining words or providing synonyms
 - Spelling words
 - Offering verbal or non-verbal hints or cues
 - Altering, paraphrasing, simplifying, or explaining any test content
 - Suggesting students revise or expand responses or reconsider a response to a question

6. Follow Proper Procedures for Accessibility Features and Accommodations

- Provide only the accommodations or accessibility features listed specifically for use during MCAP testing in a student's approved IEP, 504 plan, ML plan, or other documented approval.
- Follow all administration guidelines as outlined in the *MAAAM*.

7. Follow Chain-of-Custody Procedures

- Return all secure test materials each day according to chain-of-custody requirements.

2.1.3 Security Forms

The following forms must be used to document secure and proper test administrations:

- Chain-of-Custody Form or LEA/LEA 24 approved form
- **Test Administration and Certification of Training Form and Non-Disclosure Agreement**
- **Testing Incident Form (TIF)** or LEA/LEA 24 form
- **Form to Report Contaminated, Damaged, or Missing Materials**
- **Post-Test Certification Form**

Copies of all security forms are included in the appendices of this manual. Templates are also available at <https://support.mdassessments.com>.

2.2 Testing Irregularities and Security Breaches

Any action that compromises test security or score validity is prohibited and may be classified as a testing irregularity or security breach. Section 2.2.1 provides examples of such actions (note that these lists are not exhaustive). STCs are strongly encouraged to review these examples, and any additional concerns, with TAs during training. For reporting procedures, refer to Section 2.2.2.

2.2.1 Examples of Testing Irregularities and Security Breaches

Examples of test security breaches and irregularities include but are not limited to:

- **Electronic Devices Irregularities**
 - Use of prohibited electronic devices (e.g., cell phones, smartwatches, wireless headsets, eReaders, personal scanners) while secure test materials are distributed, students are testing, after a student submits their test materials, or during a break
 - **Exception:** STCs, Technology Coordinators, and TAs may use cell phones in the testing environment only in emergencies or when urgent assistance is needed. LACs may impose additional restrictions on device use within their LEA/LEA 24 schools.
 - **Exception:** Certain devices may be permitted for medical or audiological purposes. Refer to the *MAAAM* for approved exceptions.
- **Test Supervision Irregularities**
 - Coaching students in any form, including giving verbal or nonverbal cues, hints, or suggestions, or paraphrasing or defining test content
 - Engaging in unrelated activities (e.g., grading papers, reading non-testing materials) that prevent proper student supervision while secure test materials are present or while students are testing
 - Leaving students unsupervised by a TA while secure test materials are distributed or testing is in progress (Proctors must always be supervised by a TA)
 - Deviating from the approved Section Testing time
 - Allowing or enabling cheating
 - Providing unauthorized individuals access to secure materials
 - Accessing a test in ADAM outside of approved testing times without state approval
 - Failing to provide a student with a documented accommodation or providing one that is not documented
 - Testing outside the MSDE test administration window without state approval
 - Sharing Seal Codes before the time specified in the *TAM*
- **Test Materials Irregularities**
 - Losing a student print card or Seal Code page
 - Providing unauthorized access to Seal Codes
 - Losing a student test book or answer document
 - Losing a secure Mathematics Human Reader script
 - Leaving test materials unattended or failing to keep them secure at all times
 - Reading or viewing secure passages or questions before, during, or after testing
 - **Exception:** For approved Human Reader/Signer accessibility features or accommodations requiring access to secure content (e.g., for Mathematics, MISA, Social Studies 8, or ELA/Literacy)
 - Copying photographing, or reproducing secure test materials in any way
 - Discussing or revealing test content with anyone, including students and school staff, through any communication method (e.g., in-person, email, social media)
 - Removing secure test materials from the school’s campus or from locked storage, except for test administration
 - Accessing a student’s test without the student or STC present

- **Testing Environment Irregularities**

- Not following test administration directions exactly as outlined in the *TAM*
- Displaying any materials (e.g., posters, models, displays, teaching aids) that define, explain, or illustrate terminology or concepts, or otherwise provide unauthorized support during testing
- Allowing preventable disruptions such as talking, making noises, or excessive student movement
- Failing to display the required testing sign outside the testing room as specified in the *TAM*
- Allowing unauthorized visitors into the testing environment
 - Unauthorized Visitors—Visitors, including parents/guardians/caretakers, school board members, reporters, or untrained school system staff, are prohibited from entering the testing environment.
 - Authorized Visitors—MSDE monitors and state-authorized observers may enter the testing environment per policy, provided they do not disrupt testing. See **Appendix C** for observation visit details.

2.2.2 Reporting Testing Irregularities and Security Breaches

If a testing irregularity or security breach must be reported, follow the protocol outlined below:

- The STC must report the incident immediately to the LAC.
- The LAC will provide guidance or escalate the issue to MSDE, if necessary.
- If additional documentation is requested by the LAC or MSDE Test Security Officer, it must be completed promptly.
- In some cases, individuals may report alleged irregularities directly to MSDE. In such instances, the MSDE Test Security Officer may ask the STC or LAC to investigate and report the findings.
- The LAC is responsible for submitting a Testing Irregularity Form (TIF) to MSDE within five business days of the incident. The TIF, available at <https://support.mdassessments.com>, must be completed and uploaded to the Maryland Test Integrity & Protection System (MTIPS) by the LAC within five business days, unless otherwise directed by the LAC or the MSDE Test Security Officer.

2.3 Testing Environment

The testing environment is defined as any location where students are actively testing (e.g., classrooms, computer labs, etc.). It is essential to establish procedures that ensure a quiet, secure environment throughout testing. When preparing the testing environment, consider the following:

- Some students will finish testing before others. Expectations for what these students may do must be established before the test day. Refer to **Appendix C** in this manual for MSDE’s policy. The three allowable options are also listed in the script within the *TAM*. The LAC must select one of the three options, and all schools must follow that selection.
- As stated in Section 2.2.1, unauthorized visitors are not permitted in the testing environment.
- Post the required testing sign (see **Appendix C** in the *TAM*) or an equivalent on the outside of the testing room door.
- Remove or cover any resources related to the content being assessed prior to testing.

Administrative Considerations for All Students

The STC may assign students to alternate testing locations or times, provided all MSDE test security and administration guidelines are followed. STCs may approve the following administrative considerations for any student, regardless of disability or Multilingual Learner (ML) status:

- Small-group testing
- Frequent breaks
- Specific time of day
- Separate or alternate location
- Specified seating arrangements
- Adaptive or specialized furniture/equipment
- Reduced distractions (to self or others)

Refer to the *MAAAM* for more details on administrative considerations available to all students.

Materials Prohibited in the Testing Environment

Certain materials are strictly prohibited as they can compromise test security and invalidate results. These items must be removed or covered in the testing room, even after a student has submitted their test or during breaks.

No student, TA, proctor, or authorized personnel may use or possess the following items during testing, including after a student has completed testing (e.g. turns in their test book or submits a Section), or during a break.

- **Materials Prohibited During All Test Sections**
 - Any electronic devices not related to testing (e.g., cell phones, iPods, personal document scanners, eBooks, electronic pens, smartwatches, Bluetooth-enabled headphones or earbuds; see Section 2.2.1 for exceptions)
 - Any materials (e.g., books, dictionaries, posters, models, graphs, displays, teaching aids) that define, explain, or illustrate terminology or concepts, or otherwise provide unauthorized support during testing. Refer to the *MAAAM* for approved resources for students with disabilities or MLs.
 - Any Mathematics reference sheet not provided in the testing platform or by the STC
 - Any manipulative not approved through an IEP, 504 Plan, or pre-approved unique accommodation.*

* Unique accommodations must be submitted with documentation at least six weeks before the state testing window opens. Check with your LAC for deadlines.

Follow the general rule that if the material could help a student answer a question, it is not allowed in the testing environment.

Prior to testing, TAs must instruct students to store **ALL** prohibited materials out of reach (e.g., in a locker or book bag). If a student arrives with prohibited materials, the TA must instruct the student to hand them in or follow local policy. As a reminder, if a student is found in possession of prohibited materials during testing (including a cell phone), the test may be invalidated.

Note: The TA or STC may keep a silenced cell phone nearby only for issues directly related to test administration. Any other use is considered a Testing Irregularity. The LAC has final authority on whether cell phones are permitted in the testing environment.

As a reminder, if a student is found to have prohibited materials (including cell phones) during live testing, the test may be invalidated.

Exceptions for Test Accommodations

Students with disabilities or those identified as MLs may use certain tools or materials that are otherwise prohibited during testing if the accommodation is documented in the student’s IEP, 504 plan, or ML plan. For questions about specific tools or materials, the STC or LAC should contact MSDE.

Note: ML students may use a word-to-word bilingual dictionary if it is listed in their ML Plan.

2.4 Scheduling and Testing Time

Administration Dates

All test Sections, including make-up tests, must be completed within the MSDE-designated testing window for each content area. Contact your LAC for your LEA’s specific testing window. STCs must enter their testing schedules into the Statewide Schedule Tool at itempra.org/schedule and update them as changes occur throughout the testing window.

Testing Time

Testing time refers to the maximum time students are allowed to complete a Section, unless they have a documented accommodation. All MCAP tests are strictly timed. Additional time may only be provided to students with an extended time accommodation (see Section 2.4.3). TAs are responsible for keeping time during testing. Failure to follow timing procedures is a Testing Irregularity and must be reported.

Administration Time refers to the total time schools should schedule for each test Section. It includes the actual Section testing time plus estimated time for administrative tasks such as reading directions to students, answering questions, distributing test materials, closing Sections, and collecting test materials (shown in Table 2.0 below).

Example: When the Section testing time is 40 minutes, schools might schedule a total of 70 minutes: 15 minutes for reading directions and distributing materials + 40 minutes of testing + 15 minutes for end-of-Section activities. Be sure to include time for a break between Sections if testing multiple Sections on the same day.

Test administration times are shown in Table 2.0. Times may vary by content area, Section, and grade or course.

Table 2.0 Administration Time

	Task	Approximate Time to be Allotted for Test Administration
Guidelines for Scheduling	1. Pre-administration tasks, including reading instructions to students and answering questions	10 minutes
	2. Distribution of test materials to students	5 minutes
	3. Administration of Section	Refer to Section Testing Times for each grade band and content area
	4. End-of-activities, including signing students out of TestNav, allowing the STC to Move students to the next Section, and collecting test materials	5–15 minutes

Section Testing Time refers to the amount of time all students must be allowed to complete a Section. Tables 2.1-2.5 list the testing time for each Section. TAs are responsible for keeping time during testing. Students with extended time accommodations receive additional time after the standard Section Testing Time has elapsed. Section Testing Time has elapsed.

If all students finish early, the Section may end before the allotted time. However, once the section testing time is reached, the Section must end for all students except those with extended time accommodations. Refer to LAC guidance for what students may do if they finish before the Section ends.

The following tables show Section Testing Times for both Computer-Based and Paper-Based versions of the ELA/L, Mathematics, MISA 5 & 8, and Social Studies 8 assessments.

Table 2.1 Section Testing Times for Grades 3–5

Subject(s)	Section	Section Type	Section Testing Time (Minutes)
Mathematics Grade 3 Mathematics Grade 4 Mathematics Grade 5	Section 1	Non-calculator	40
	Section 2	Calculator	40
	Section 3	Non-calculator	40
	Section 4	Calculator	40
ELA/Literacy Grade 3 ELA/Literacy Grade 4 ELA/Literacy Grade 5	Section 1		70
	Section 2		70
	Section 3		70
	Section 4		70

Table 2.2 Section Testing Times for Grades 6–8

Subject(s)	Section	Section Type	Section Testing Time (Minutes)
Mathematics Grade 6 Mathematics Grade 7 Mathematics Grade 8	Section 1	Non-calculator	40
	Section 2	Calculator	40
	Section 3	Calculator	40
	Section 4	Calculator	40
ELA/Literacy Grade 6 ELA/Literacy Grade 7 ELA/Literacy Grade 8	Section 1		70
	Section 2		70
	Section 3		70
	Section 4		70

Table 2.3 Section Testing Times for High School Courses

Subject(s)/Course(s)	Section	Section Type	Section Testing Time (Minutes)
Algebra I, Geometry, Algebra II	Section 1	Non-calculator	40
	Section 2	Calculator	40
	Section 3	Calculator	40
	Section 4	Calculator	40
ELA/Literacy (ELA 10)	Section 1		70
	Section 2		70
	Section 3		70
	Section 4		70

Table 2.4 MISA Grades 5 & 8

Subject(s)	Section	Section Type	Section Testing Time (Minutes)
Science Grades 5 & 8	Section 1		40
	Section 2		40
	Section 3		40
	Section 4		40

Table 2.5 Social Studies 8

Subject(s)	Section	Section Type	Section Testing Time (Minutes)
Social Studies Grade 8	Section 1		40
	Section 2		40
	Section 3		40
	Section 4		40

Test Security and Administration Policies

Students taking the computer-based test will have access to a calculator within TestNav for Sections that allow it. Only students with a documented accommodation may use a handheld calculator. See section 3.10.1 or the MCAP Portal for more details.

2.4.1 Guidelines for Scheduling

Sections may be scheduled any time during normal school hours on school days within the designated testing window. Contact your LAC with scheduling questions.

Schools are encouraged to schedule testing early in the window to allow flexibility for weather or other disruptions. Testing must be scheduled so students can complete each Section on the same day it begins. A proctor group of four Sections may be scheduled across multiple days, with one or more Sections administered each day. It is highly recommended to schedule **no more than two Sections per sitting** for any student. When scheduling multiple Sections in one day, include breaks between sections (see Section 2.4.4).

Multiple classrooms or courses may test in the same location if the Sections are for the same content area, have the same length, and use the same administration script from the TAM. For Mathematics assessments, ensure students are grouped by calculator or non-calculator Sections.

2.4.2 Make-Up Testing

Students who miss their scheduled test date must take a make-up test within the MSDE testing window. Make every effort to administer make-up tests promptly.

If a student starts a Section but leaves without finishing (e.g., due to illness, family emergency), they may complete it later. The TA must record the exact stopping point and remaining time. **Students cannot change answers after leaving, and they must resume exactly where they stopped.**

	<p>Tests will automatically resume at the next unanswered item where the student left off. TAs must closely monitor make-up testing to ensure students do NOT alter any previously entered responses. Students should NOT Submit the Section. Instead, they should exit TestNav by clicking the “Little Buddy” icon in the top right corner.</p>
	<p>TAs must closely monitor make-up testing to ensure students do NOT alter any previously written responses.</p>

While some assessments must be administered in sequential order, STCs can refer to the **MCAP Administration Cheat Sheet** in **Appendix G** for guidance on navigating students through test Sections.



For computer-based make-up testing step-by-step directions are available in the *Make-Up Testing Directions for Computer-Based Testing* guidance document available at <https://support.mdassessments.com>. Make-up days may also be used to test students affected by technology issues or interruptions.

2.4.3 Extended Time

A student may be allowed an extended time accommodation **ONLY** if this accommodation is documented in their IEP, 504 plan, or ML plan. Most students with this accommodation are allowed 1.5 or 2 times the standard Section testing time. In some cases, a student approved for a Unique Timing and Scheduling Accommodation (5b) may receive additional time. As a general rule, no student’s testing time should extend until the end of the school day. It is strongly recommended that these students be tested in a separate setting.



When creating the testing schedule, STCs must account for students with extended time accommodations.

2.4.4 Breaks Between Sections

When administering more than one Section back-to-back, scheduled breaks are strongly recommended. During breaks, students may use the restroom, stretch, or get a drink. STCs may also use this time to transition students to the next Section of the assessment. Refer to section 2.4.4 in **Appendix C** for additional guidance on break procedures.

Break Policy

STCs must establish and communicate break procedures to TAs before testing begins. During breaks, no student conversations are allowed. Electronic devices, games, or activities that could compromise test security or validity are strictly prohibited. Supervision is required at all times, including during short breaks between sections. TAs must ensure that students cannot view other students’ test materials or screens. Maryland’s break policy is detailed below.

TAs are responsible for ensuring that students are not able to see content on other students’ test materials or on students’ testing devices. The Maryland policy for breaks can be found below.



During short breaks, use visual blocks (e.g., turn off monitors, cover screens with paper, or lower device lids) instead of having students exit and resume the test through computer functions. TAs must also secure students’ scratch paper and locally printed Mathematics reference sheets.



The TA must ensure the security of students’ test books, answer documents, scratch paper, and Mathematics reference sheets.

Restroom breaks during a Section: Individual restroom breaks may be allowed during a Section at the TA’s discretion. It is recommended that no more than one student leave at a time. Schools should follow their LEA/LEA 24 policy for restroom use and ensure proper supervision if students leave in pairs. Section time should **NOT** be adjusted for restroom breaks, and students should be encouraged to use the restroom before testing begins.

Classroom stretch break during a Section: At the TA’s discretion, the entire class may take one “stand-and-stretch” break lasting up to three minutes. The TA may extend the section time by no more than three minutes to accommodate this break.

Breaks between Sections: When administering two Sections back-to-back, a scheduled break is highly recommended between Sections. During this time, students may use the restroom, stretch, or get a drink. This break should be brief and last no more than 15 minutes. If the break exceeds 15 minutes, Student Print cards should be collected, and students must either exit TestNav or return their paper test books.

Frequent breaks: Frequent breaks may be provided to any student as an administration consideration. Refer to MSDE policy in **Appendix C**.

3.0 BEFORE Testing

This section outlines the tasks the STC and Technology Coordinator (TC) must complete before the first day of testing. Some tasks in this section may also apply to the LAC, depending on your LEA’s procedures. Section 3.1 provides a checklist of tasks; refer to Sections 3.2–3.12 for detailed instructions.

3.1 Checklist of Tasks for Test Coordinators and Technology Coordinators to Complete BEFORE Testing

It is strongly recommended that all tasks in this checklist be completed according to the suggested timeline.

BEFORE Testing

CBT/PBT	LAC	STC	TC	Task	Reference
At Least One Month Before Testing					
	<input type="checkbox"/>	<input type="checkbox"/>		Complete ADAM Setup: <ul style="list-style-type: none"> Register students into a Proctor Group in ADAM Update and assign user accounts in ADAM (CBT) 	Section 3.2 and https://support.mdassessments.com
	<input type="checkbox"/>	<input type="checkbox"/>		Develop security, training, and logistics plans for test administration.	Section 3.3
		<input type="checkbox"/>		Establish the test administration schedule.	Section 3.6
		<input type="checkbox"/>		Review student accommodations/accessibility features and develop a plan to share with TAs.	
		<input type="checkbox"/>	<input type="checkbox"/>	Meet with Technology Coordinators: <ul style="list-style-type: none"> Discuss test security and administration protocols and plans. Plan technology setup. Review test day activities. Sign the Test Administration and Certification of Training Form and Non-Disclosure Agreement 	Section 3.4
		<input type="checkbox"/>		Review relevant training modules.	https://support.mdassessments.com/training-resources/
		<input type="checkbox"/>	<input type="checkbox"/>	Complete Technology Setup: <ul style="list-style-type: none"> Collaboratively check every device for current TestNav App. Verify content filter/firewalls and allow the appropriate sites. Configure common applications (e.g., anti-virus, email notification, pop-up blockers, automatic updates) to NOT launch on test-taking devices during testing. Run App Check on each device. 	
		<input type="checkbox"/>		Schedule and administer Tutorial and Practice Tests (highly recommended). Encourage teachers to familiarize students with the TestNav tools and platform navigation. Be sure teachers understand the new functions of TestNav.	https://support.mdassessments.com and Sections 3.8 and 3.9.1
		<input type="checkbox"/>		Review security, training, and logistics plans for test administration.	Section 3.3

CBT/PBT	LAC	STC	TC	Task	Reference
		<input type="checkbox"/>		Schedule and conduct training for TAs and Proctors, including accommodations training.	Section 3.3.1
	<input type="checkbox"/>	<input type="checkbox"/>		Update Accommodations file and create Proctor Groups (if necessary).	https://support.mdassessments.com

CBT/PBT	LAC	STC	TC	At Least Two Weeks Before Testing	
		<input type="checkbox"/>		Finalize the testing locations and assign TAs and Proctors to student testing groups.	
		<input type="checkbox"/>		Meet with students to review test day procedures.	Section 3.12
		<input type="checkbox"/>		Ensure all staff and other stakeholders involved with the test administration have reviewed and signed the Test Administration and Certification of Training Form and Non-Disclosure Agreement .	Appendix B
		<input type="checkbox"/>		Meet with TAs, Proctors, and Accommodators: <ul style="list-style-type: none"> Discuss test security and administration protocols and assignment of accommodations or accessibility features. If changes exist, please review changes to how students will interact with TestNav during the ELA/L and Mathematics assessments. Review testing day activities. 	Sections 3.3, 3.7, 2.1.1 and Mathematics script in <i>CBT TAM</i>
		<input type="checkbox"/>	<input type="checkbox"/>	Update student devices with current TestNav App.	

CBT/PBT	LAC	STC	TC	At Least One Week Before Testing	
		<input type="checkbox"/>		Receive, document, and store materials: <ul style="list-style-type: none"> Ensure each test book has a corresponding answer document with the appropriate grade/course (grades 4–high school for ELA/L and Mathematics only). Account for damaged test materials. Review Test Kit Checklist found on the MCAP Portal. Submit Additional Orders, as needed. 	Sections 3.10.2–3.10.4
		<input type="checkbox"/>	<input type="checkbox"/>	Review accuracy of information in ADAM. <ul style="list-style-type: none"> Print student print cards and Seal Codes. Confirm TA accounts are active in ADAM if needed. 	Section 3.2.4, Section 6.2, and <i>ADAM Online User Guide</i>

BEFORE Testing

3.2 ADAM Setup

The following sections provide guidance on setting up ADAM, the management system used by LACs and STCs for both online and paper testing.

3.2.1 Importing Students and Accommodation Files

Before importing student data into LaunchPad, the LAC or STC should review the Guide to Importing Students into LaunchPad and the associated template. These resources are available on the MCAP Portal (ADAM Resources > Students and Demographics). Student imports are typically completed by the LAC or designated LEA staff. However, in LEA 24 schools, the STC is responsible for this task.

Similarly, before importing accommodation data into ADAM, the LAC or STC should review the Guide to Importing Accommodations and the related template, available on the MCAP Portal (ADAM Resources > Accommodations, Administrations, and Proctor Groups). Accommodation imports are also handled by the LAC or designated LEA staff, except in LEA 24 schools, where the STC completes this task.



All paper-based accommodated testing materials and Human Reader scripts will be ordered through the uploaded Accommodations file as long as the file is uploaded within the initial order window. Please reference the ADAM Accommodation Hierarchy document posted on the MCAP Portal.



In order to receive student ID labels for paper testing and the correct amount of secure and non-secure test materials, LACs or STCs must ensure student registration data are uploaded to ADAM during the initial order window. **For summer testing, paper-based materials are additional order only.**

Guidance for accessing, navigating, and using ADAM is available in the *ADAM Online User Guide* at <https://support.mdassessments.com/platformresources/>.

3.2.2 Assign and Update User Roles

Staff who administer the test or need access to reports in ADAM must have a user account in LaunchPad. For detailed information on user roles and account creation, refer to the ADAM Online Support site and the User Role Matrix on the MCAP Portal under ADAM Resources at (<https://support.mdassessments.com/platformresources/>). Access levels in ADAM vary based on assigned user roles. If you are unable to access the ADAM site, contact your LAC.



3.2.3 Create and Manage Proctor Groups (For Computer-Based Testing Only)

Proctor Groups are groupings of students scheduled to take the same test at the same time and location. STCs are encouraged to use an easily identifiable naming convention for the Proctor Group name in ADAM. STCs should use a clear and consistent naming convention for Proctor Groups, based on guidance from their LAC. In ADAM, STCs may need to view or edit Proctor Group details (e.g., add, remove, or move students) and adjust the assigned test form. Proctor Groups are also used to generate and print student print cards and to access Seal Codes.

Reminder: Pearson will not create default proctor groups. Proctor groups must be created by the LAC or STC.



3.2.4 Verify Test Form Assignments (Accommodated Computer-Based Testing)

To ensure students receive the correct accessibility features and accommodations before testing begins, follow the steps mentioned:


1. For students taking high school assessments (ELA 10, Algebra I, Geometry, or Algebra II), confirm that the appropriate assessment is tagged in their profile.
2. Review accommodations using either the Student > View dashboard or Student > Export. The Form Type field indicates which accommodated form the student will access in TestNav.
3. Confirm Proctor Group setup and assign students as needed.

Before testing, it is best practice to review your school’s data in ADAM and verify that students are correctly assigned within Proctor Groups. If a student begins a test with the incorrect form, correcting the issue involves specific steps. If accommodations are not assigned correctly and the student completes the test, their score may be invalidated. For details on available accommodations, refer to the *MAAAM*.

3.2.5 Managing Testing for Students Who Transfer

During the testing window, students may transfer between schools within the same LEA or to a different LEA. In these cases, contact your LAC to initiate the transfer. Only LACs can approve or reject student transfers between LEAs. To complete the transfer in LaunchPad, the student’s state ID, date of birth, original school/LEA, and new school/LEA are required.

Whenever possible, students should complete testing at their original school before transferring. Transferring a student’s tests and registrations requires coordination between schools and LEAs.

 The student may resume testing in TestNav once they are placed into a new Proctor Group at the new school.


 STCs must contact the LAC for guidance on testing using a new test book and answer document.

3.3 Develop a Test Administration Plan


3.3.1 Training Plan


STCs are responsible for training **ALL** staff who will handle secure materials. Document attendance and retain records for six years in accordance with MSDE policy (see **Appendix C**). The training should cover individual responsibilities and MCAP Test Security policies (Section 2.0). The STC must:


- Explain chain-of-custody procedures.
- Provide TAs with access to the *TAM*.
 - Manuals are available at <https://support.mdassessments.com>.
 - TAs will read scripts and other instructions from the *TAM* or test-specific Large Print or braille script. Script-only documents and Spanish translations are also available at <https://support.mdassessments.com>.
- Ensure applicable staff receive updates from MSDE and/or the LAC.

 Ensure Technology Coordinators are trained and can locate necessary resources at <https://support.mdassessments.com>.

 Ensure staff understand their user roles in ADAM and how to complete their tasks.

 Familiarize all relevant staff with the Tutorial and Practice Tests.

 If applicable, explain how TAs can receive technical support from Technology Coordinators during testing.

 Ensure staff know how to contact Customer Support.

 Enter your school’s testing schedule at <https://itempra.org/schedule/> and share it with staff.

3.3.2 Security Plan

STCs must develop a comprehensive security plan for their school. An effective plan should:

- Inform all personnel with access to secure materials about security protocols, prohibited activities, testing irregularities, potential security breaches, and the requirement to sign the **Test Administration and Certification of Training Form and Non-Disclosure Agreement**.
- Establish and document chain-of-custody procedures for test materials (described in Section 2.1).
 - Ensure materials are tracked and accounted for at all times before, during, and after testing.
 - Chain-of-Custody Form templates are available at <https://support.mdassessments.com>.
- Designate a secure, locked location with limited access for storing test materials.
- Document that all testing staff (Technology Coordinators, TAs, Accommodators, and Proctors) have received necessary materials and training to ensure a secure and successful administration.
- Identify responsible personnel for securely destroying or recycling specified test materials after each test administration.

Failure to implement an effective security plan may result in test invalidations.

Security Agreement (Test Administration and Certification of Training Form and Non-Disclosure Agreement)

Refer to **Appendix B** for required security protocols.

Before testing, ALL staff with access to secure materials must review and sign the security agreement. Signed copies (paper or digital) must be retained for 6 years.

Visitors present in testing rooms must also sign the agreement.

3.3.3 Prepare the Testing Environment

When selecting testing locations, STCs should ensure that rooms:

- Are well-lit, well-ventilated, and maintained at a comfortable temperature.
- Are quiet and free from distractions or interruptions.
- Have comfortable seating and appropriately sized tables with adequate space for testing materials.
- Allow for sufficient spacing between students to maintain test security.
- Are equipped with all required materials and functioning equipment.

Changes to the testing environment, such as alternative locations or modified seating arrangements, can support students who are easily distracted or benefit from small group or individual settings. A small group setting is considered an Administrative Consideration and is available to all students, even without formal documentation.



To maintain security in a computer-based testing environment, MSDE recommends the following ideal seating configurations:

- Seat students in every other seat.
- Arrange monitors back-to-back.
- Seat students back-to-back.
- Use a semicircle seating arrangement.
- Seat students in widely spaced rows or in every other row.

3.4 Meet with Technology Coordinators (If Applicable)

Meet with your school’s Technology Coordinator to review MCAP assessment procedures, necessary infrastructure preparations, and the level of technical support required during testing. These meetings should include, but are not limited to, the following tasks:

- Review MCAP computer-based testing resources, including the technology set-up page at <https://support.mdassessments.com/>.
- Review current technology specifications and assess your school’s readiness. **IMPORTANT:** Always check for updated specifications before each administration, as requirements may change. Specifications and requirements can be found at <https://support.mdassessments.com/>.
- Discuss the technology setup tasks and timeline (see Section 3.5) to ensure completion before testing begins.
- Plan for testing logistics, including the schedule and procedures for resolving hardware or network issues.
- Request that the Technology Coordinator remain on-site during testing, or be accessible via other means. Establish a technical issue escalation protocol.
- Review your school’s security plan, focusing on maintaining a secure testing environment.
- Have the Technology Coordinator review and sign the **Test Administration and Certification of Training Form and Non-Disclosure Agreement**.

3.5 Complete Technology Setup (For Computer-Based Testing Only)

3.5.1 Prepare Student Testing Devices (For Computer-Based Testing Only)

Prepare all student devices to meet security and performance requirements:

- Disable any software that allows remote viewing or control of secure test content.
- Prevent applications from launching automatically during testing (e.g., antivirus updates, screensavers, email notifications), as these can cause TestNav to close. Note: A battery warning icon may appear in TestNav during testing. Ensure students are aware it does not affect their test performance.
- If using tablets, determine whether external keyboards will be used. This should align with what students use during regular instruction.
- Ensure headphones are available where required (see Section 3.9.1). Bluetooth headphones are not permitted during MCAP assessments.
- Confirm all devices are fully charged, and have a plan in place to quickly replace devices in case of technical issues.
- Maximize the number of wireless access points and minimize the number of testing devices connected to each one.

3.5.2 Monitor Computer-Based Testing

STCs must use a computer or device that meets ADAM system requirements to monitor student testing. This device will be used to monitor Proctor Groups, resume student tests, and provide Seal Codes as needed.

3.6 Establish a Testing Schedule

Refer to Section 2.4 for guidance on scheduling Proctor Groups. If applicable, check with your LAC to determine whether the LEA/LEA 24 has more specific requirements for testing dates and times. The STC must enter the testing schedule in the Statewide Schedule Tool at <https://itempra.org/schedule/>.

**BEFORE
Testing**

3.7 Schedule Tutoring, Practice Tests, and Training Administrations

Conducting a training administration in ADAM is a key preparation step for both staff and students. STCs are strongly encouraged to develop a plan that gives students the opportunity to become familiar with the MCAP assessments using the Tutorial and Practice Tests available at <https://support.mdassessments.com/practice-tests/>. Tutorials introduce students and educators to item types, testing tools, accessibility features, accommodations, and navigation of TestNav (CBT only). Practice Tests provide a similar testing experience for each grade and content area. Answer keys and scoring rubrics for each grade level are also available on the MCAP Portal at <https://support.mdassessments.com/>. **Secure Practice Tests must be set up in ADAM.**

During live testing, TAs may not assist students with TestNav functionality, question types, or navigation. It is essential that these questions be addressed during the Tutorials and Practice Tests. The Tutorial and Practice Tests should be administered on a separate day before the official assessment. Because TestNav functionality may change each year, the current versions should be used annually.

STCs should also encourage teachers to review scoring rubrics with students prior to testing to help them understand how their responses will be evaluated. Rubrics are available at: <https://support.mdassessments.com/>.

3.8 Meet with TAs, Proctors, and Accommodators

Prior to testing, the STC must schedule and conduct a meeting with TAs, Proctors, Accommodators, and anyone who will have access to secure testing materials. At a minimum, the meeting should cover the following:

- Review training requirements (see Section 3.3.1).
- Review your school’s security plan, emphasizing:
 - Chain-of-custody procedures
 - Testing irregularities and security breaches
 - Timing policies
 - Active proctoring (e.g., maintaining full attention on students at all times)
 - Use of ADAM site to monitor tests
- Review MSDE-specific policies (see **Appendix C**):
 - TAs must use timing boxes.
 - Post “Go On” and “Stop” signs for paper-based assessments (available in *TAMs*).
 - TAs, Proctors, and Accommodators must not comment on student work.
 - TAs, Proctors, and Accommodators cannot assist students in any way except to clarify general instructions or provide directions as outlined in the *TAM*.
 - Clarify which types of student questions can be answered during testing.
 - Students may not be prompted to revise, edit, or complete any test items.
 - All test items and student work, including scratch paper, are secure and may not be copied, kept, or shared after testing.
- Review policies for testing day, including:
 - Break procedures
 - Use of hand-held calculators and Mathematics tools
 - Procedures for early finishers (including permitted post-test materials)
 - Dismissal procedures for ill or disruptive students
 - Escalation protocol for technical issues
- Review available accessibility features and accommodations.

- Ensure TAs responsible for administering accommodations that require interaction (e.g., Human Reader/Signer) receive specific training.
- Provide TAs, Proctors, and Accommodators with their assigned student groups.
- Share the testing schedule or link to the Statewide Schedule Tool at <https://itempra.org/schedule/>.
- Review procedures for make-up testing.
- Have all stakeholders review and sign the **Test Administration and Certification of Training Form and Non-Disclosure Agreement**.

Ensure TA user accounts in ADAM are created, passwords are updated before testing, and tasks are reviewed as needed (if applicable).

Review common TestNav errors and their resolutions.

3.9 Organize Test Materials for **Computer-Based Testing**

The LAC and STCs are responsible for ensuring that all required testing materials and tools are available and organized before testing begins. Secure materials must be stored in a centrally located, locked area with restricted access.

3.9.1 Secure and Nonsecure Test Materials

The STC must distribute and collect test materials from TAs each day of testing. To maintain their security, test materials must NOT be stored in classrooms before or after testing administration.

Test materials include:

- **Materials Printed at the School (from ADAM)**
 - Student print cards and Seal Codes
- **Materials Shipped by the Vendor:**
 - TAMs
- **School-supplied Materials**
 - No. 2 pencils with erasers
 - Blank scratch paper
 - TAs must provide at least one unused sheet (blank, lined, or graph) per student. Additional paper may be provided upon request.
 - If graph paper is used during instruction, it is recommended for Mathematics Sections.
 - TAs must collect and securely destroy all used scratch paper. Unused, completely blank sheets may be reused.
 - Calculators (See Calculator section below)
 - Mathematics Tools (see Mathematics Tools for Administration section below)
 - Mathematics reference sheets (may be printed locally; however, use of the online Exhibit in TestNav is strongly encouraged)
 - Testing devices that meet Pearson’s technology specifications
 - Headphones (see Wired Headphones/Earbuds section below)
 - Materials required for administering accommodations or accessibility features (see Section 6.2 for details on accommodated kits)
 - Timing device (e.g., wall clock, watch) to track time, even if students see a countdown timer online
 - “Testing — Please Do Not Disturb” sign (available in the TAM)
 - TA computer or device for managing Proctor Groups in ADAM (if applicable)

Calculators

Students are expected to use the TestNav calculator for online testing unless specified otherwise in an IEP or 504 plan. Calculators are Section-based and available only on designated calculator Sections. Only students with an accommodation may use a hand-held calculator on non-calculator Sections.

- Grades 3-7: Four-function calculators with percentage and square root functions are allowed on designated Sections. Students may only use a hand-held calculator on non-calculator Sections if they have the accommodation documented in an IEP or 504 plan.
- Scientific calculators are allowed on designated Sections. Students may only use a hand-held calculator on non-calculator Sections if they have the accommodation documented in an IEP or 504 plan.
- Graphing calculators (e.g., TI-84 or equivalent) are allowed on designated Sections. Students may only use a hand-held graphing calculator on non-calculator Sections if they have the accommodation documented in an IEP or 504 plan.

REMINDER During the computer-based Mathematics assessment, students can use the Back arrow, Review Menu, and bookmark feature to return to and respond to previously viewed items within each section.

For computer-based testing, the calculator is available on the TestNav toolbar. To ensure fairness across Maryland schools, students may only use calculators approved for their specific grade or course. Using calculators designated for other grade levels is prohibited, as it may create an unfair advantage or disadvantage. Only students with a calculator accommodation specified in their IEP or 504 plan may use calculators outside their grade level.

Schools must also follow these calculator guidelines:

- Calculators with Computer Algebra System (CAS) features are not allowed.
- Tablet, laptop, PDA, or phone-based calculators are prohibited.
- Students may NOT share calculators during any section.
- TAs must confirm that all hand-held calculators have cleared memory before testing and after Proctor Groups.
- Calculators with “QWERTY” keyboards are NOT permitted.
- While discouraged, if an LEA or LEA 24 school allows students to bring personal calculators (e.g., talking or large-key calculators), STCs or TAs must verify these meet the above requirements.

For students eligible under *MAAAM* guidelines, calculation devices may be used during non-calculator sections of MCAP Mathematics assessments. If a calculator accommodation is needed for a non-calculator section, the student must use a hand-held calculator, as the online calculator is unavailable. Students requiring specific calculators (e.g., large key, talking) may bring their own if specified in their approved IEP or 504 plan. For full details, refer to the *MAAAM* and Calculator Policy at <https://support.mdassessments.com>.

Students may only access the Desmos calculator through TestNav, the online testing platform.

During MISA in grades 5 and 8, all students may use the online calculator for the entire assessment without special accommodations.

Mathematics Tools for Administration

The following tools are optional for students who regularly use them during instruction and may benefit from them during testing. If provided, students should have ample opportunity to practice using these tools with Practice Tests or sample items.

- **Rulers and Protractors:** For computer-based assessments, required tools are provided through TestNav. Schools may not supply their own rulers and protractors in grades where these tools are provided digitally (see Table 3.0).
- **Paper Copies of Mathematics Reference Sheets:** For computer-based testing, reference sheets are available in grades 4–8 and high school via the “Exhibits” tab on TestNav. Schools may print and distribute approved reference sheets locally if they follow these protocols:
 - Use only MSDE-approved sheets from <https://support.mdassessments.com>.
 - Sheets must be free of writing or notes before testing.
 - If students write on the sheets during testing, those sheets become secure materials and must be securely destroyed after testing that day. A clean copy should be provided for any remaining testing.
- **Geometry Tools:** Tracing paper, reflection tools, straight edges, and compasses are optional for grade 8 Mathematics and Geometry only. These tools are not allowed for grades 3–7, Algebra I, or Algebra II.

Table 3.0 Rulers and Protractors for Computer-Based Testing (Available in TestNav)

Grade(s)/Course(s)	Pearson (Provided in TestNav)	Allowable (Not Provided)
Grade 3	<ul style="list-style-type: none"> • Ruler (¼ inch) 	—
Grades 4–7	<ul style="list-style-type: none"> • Ruler (½ inch) • Protractor 	—
Grade 8	<ul style="list-style-type: none"> • Ruler (½ inch) • Protractor 	—
Algebra I, Geometry, Algebra II	<ul style="list-style-type: none"> • Ruler (½ inch) • Protractor 	—

Table 3.1 Rulers and Protractors for Paper-Based Testing

Grade(s)/Course(s)	Pearson (Provided)	Allowable (Not Provided)
Grade 3	<ul style="list-style-type: none"> • Ruler (¼ inch) 	—
Grades 4–7	<ul style="list-style-type: none"> • Ruler (½ inch) • Protractor 	—
Grade 8	<ul style="list-style-type: none"> • Ruler (½ inch) 	<ul style="list-style-type: none"> • Protractor
Algebra I, Geometry, Algebra II	<ul style="list-style-type: none"> • Ruler (½ inch) • Protractor 	—

If tools are used, place all materials in a designated location within the testing room. If students are permitted to bring their own tools, they must be given to the STC or TA before testing begins to ensure they are appropriate (e.g., no writing on them). For more details, refer to the Mathematics Tools Policy available on the MCAP Portal: <https://support.mdassessments.com/documents/>. Go to Policy Documents & Forms > Policies and Procedures.

**BEFORE
Testing**

Reminders for the Mathematics Administration

1. Students must begin with Section 1. They will work for the allotted Section Testing Time. When time is up, the STC must move all students to the next section. All students will receive the Seal Code and begin the next section together.
2. If a student returns to a previous section, the TA must immediately stop the test and notify the STC to move the student forward. This is considered a testing irregularity.

Wired Headphones/Earbuds

Headphones are required for ELA/L assessments, as well as for students using the text-to-speech or screen reader accessibility feature. A Test Audio button will appear on the sign-in page to verify sound functionality.

Stand-alone headphones (i.e., not connected to a device) are also an accessibility feature. Some students may use them as noise buffers to reduce distractions or external noise. In these cases, TAs must ensure the headphones are not plugged into any device.

Schools have several options to ensure enough headphones are available. Students may bring their own, but Bluetooth-enabled headphones are NOT permitted. Schools may purchase additional device-compatible headphones as needed.

For computer-based tests, students should set their device volume to the highest level at the TestNav sign-in screen. Volume can be adjusted at any time within TestNav using the control in the upper right corner of the screen.

Note: All programs (e.g., music streaming, YouTube®, etc.) must be closed on testing devices before launching TestNav.

Human Reader Scripts

Schools will receive secure paper copies of Human Reader scripts for students registered to use the Human Reader accessibility feature or accommodation for Mathematics assessments. These scripts must be used when providing this accommodation. Failure to do so is a testing irregularity. Human Reader scripts are secure materials and must be returned to Pearson after testing. They may not be copied locally.

If students were not properly registered before the deadline, LACs or STCs must submit an additional order for these materials. Refer to Section 3.10.4 for instructions. The Human Reader script must be used in conjunction with the online test version available to the TA.

TA Scripts are provided for ELA/L, Mathematics, MISA, and Social Studies 8 assessments. Scripts are available in English and Spanish on the MCAP Portal at: <https://support.mdassessments.com/training-resources/>.



3.10 Organize Test Materials for Paper-Based Testing

The LAC and STCs are responsible for ensuring that all required testing materials and tools are available and organized before testing begins. Materials will be automatically generated based on data from the Accommodations File, provided the submission deadline is met. Secure materials must be stored in a centrally located, locked area with restricted access.

3.10.1 Secure and Nonsecure Test Materials

The STC must distribute and collect test materials from TAs each day of testing. To maintain their security, test materials must NOT be stored in classrooms before or after testing.

Test materials include:

- **Materials Shipped by the Vendor**
 - Test books
 - Answer documents (grades 4–8 and high school for ELA/L and Mathematics only)
 - Grade 3 ELA/L and Mathematics, MISA 5 & 8, and Social Studies will use consumable test books and no answer documents will be available.
 - Mathematics reference sheets (grades 4–8 and high school)
 - Rulers and protractors (if applicable, see Mathematics Tools for Administration section for additional information)
 - *TAMs*
- **School-supplied Materials**
 - No. 2 pencils with erasers
 - Blank scratch paper
 - TAs must provide at least one unused sheet (blank, lined, or graph) per student. Additional paper may be provided upon request.
 - If graph paper is used during instruction, it is recommended for Mathematics Sections.
 - TAs must collect and securely destroy all used scratch paper. Unused, completely blank sheets may be reused.
 - Calculators (see Calculators section below)
 - Mathematics tools (see Mathematics Tools for Administration below)
 - Materials required for administering accommodations or accessibility features (see Section 6.2 for details on accommodated kits)
 - Timing device (e.g., wall clock, watch) to track time, even if students see a countdown timer online
 - “Testing — Please Do Not Disturb,” “Go On”, and “Stop” signs (available in the *TAM*)

BEFORE
Testing

3.10.2 Receive, Document, and Store Materials

Test books and answer documents are shrink-wrapped separately and packed in clearly labeled boxes. These are shipped either to the LAC at the LEA office or directly to the STC at the school.

Shrink-wrapped packages can be opened at the school once received.

Before and after each day of testing, both scorable and nonscorable materials must be stored in a secure location. Distribution and collection must be documented daily using the **Chain-of-Custody Form** or another approved tracking log (see Section 2.1).

Steps for Receiving and Inventorying Materials

1. Unpack Materials:

- Remove the packing list and School Chain-of-Custody Form from Box 1.
- Remove the resealable package labeled “Test Coordinator Kit.” Review its contents and notify the LAC if additional materials are needed. Place the kit in a secure location until testing is complete.

The Test Coordinator Kit includes:

- Resealable plastic bag (to hold all materials)
- Paper bands for bundling and returning **scorable** test books (grade 3) and answer documents (grades 4–8 and high school ELA/L and Mathematics only)

- Pearson Return Labels (different colors for **scorable** and **nonscorable** materials)
- MVP Bill of Lading forms (see **Appendix C** for details)
- Pre-printed/pre-gridded Scorable Materials Return School Header
- Student ID labels (one per student)
- Student Roster
- Pearson Return Instructions Sheet
- Shipping Carrier Return Instructions
- One *TAM (Test Administration Manual)* for every 25 students registered in ADAM
Note: Students taking MISA 5 & 8 and Social Studies 8 will use a consumable test book (no separate answer document)

2. Inventory Materials:

- Verify that the quantities match those listed on the school packing list.
- Ensure there are enough *TAMs*, test books, and answer documents for students in grades 4–8 and high school ELA/L and Mathematics.
- A 5% overage of materials is provided. If additional materials are needed, submit an order through ADAM. Refer to MSDE policy in **Appendix C** before placing an order.

3. Replace Missing or Damaged Items:

- Report and replace any missing or damaged test books or answer documents according to MSDE policy in **Appendix C**.

4. Storage and Handling:

- Store all materials in a centrally located, locked area with limited access.
- Materials must be distributed to TAs only on the day of test administration and returned to the STC for secure storage immediately after testing (unless needed for accommodations). Use the Chain-of-Custody Form or equivalent to track transfers.
- Retain all boxes for returning materials after testing concludes.

5. Report the Following Immediately to Pearson using the **Form to Report Contaminated, Damaged, or Missing Materials** (see **Appendix E**):

- Missing shipments of test books or answer documents listed on the School Packing List
- Damaged test books or answer documents
- Missing or duplicate sequence numbers on test books or answer documents (barcodes are located on the front cover in the lower right-hand corner)

3.10.3 Account for Damaged Test Books and Answer Documents (For Paper-Based Testing Only)

Inspect your shipment for any damaged materials. Return damaged test books and answer documents along with all other nonscorable materials.

If a student discovers a damaged test book or answer document during testing, provide a replacement immediately. After the student completes all Sections, follow the transcription procedures in Section 5.2.2:

- Grid all student demographic information on the replacement test book (Grade 3 ELA/L, Mathematics, MISA 5 & 8, and Social Studies 8) or answer document (Grades 4–8 and high school for ELA/L and Mathematics).
- Follow the instructions in Section 5.2.2 for handling “Do Not Score” materials.

3.10.4 Additional Orders

Follow your LAC’s guidance regarding who is authorized to submit additional orders. Do NOT submit additional orders until your initial shipment has been received and inventoried.


Ordering Process:

1. Orders are created, edited, or canceled by the STC or LAC.
2. Orders are reviewed and approved by Pearson and MSDE.

Refer to the *User Role Matrix* document posted on the MCAP Portal (<https://support.mdassessments.com/>) to determine who can place orders. Also consult your LAC for LEA-specific ordering policies.

Additional orders must be submitted through ADAM, which can also be used to track existing orders. The requester must complete the “Needed By” field and understand that shipments may take up to seven business days after approval. Overnight shipping is not available.

For a full list of materials included in accommodated kits, see Section 6.2.




- Additional copies of the *Test Coordinator Manual* and/or the *TAM* can be ordered through the additional order process.
- If students require paper-based accommodated materials, braille test books with Screen Reader, or Human Reader scripts, they must be registered by the initial order deadline to receive these materials with the initial shipment. If not, you must place an additional order for the required materials.

3.11 Finalize Preparations for Computer-Based and Paper-Based Testing


Before testing begins, STCs must confirm the following:

- Testing rooms are arranged to ensure students are adequately spaced to promote independent work and prevent cheating.
- All instructional displays have been removed (see Section 2.3 for prohibited materials).
- Testing materials are prepared for distribution to TAs.



For computer-based testing, STCs must also:

- Ensure all testing devices meet the technical requirements.
- Confirm that headphones are available for every student taking computer-based ELA/L tests and those using the text-to-speech or screen reader accessibility feature for Mathematics, MISA 5 & 8, and Social Studies 8.
- Create Proctor Groups in ADAM for computer-based testing.
- Verify that students needing accessibility features or accommodations (e.g., text-to-speech) are assigned the correct test form.
- Print student print cards and Seal Codes for computer-based testing. Alternately, the STC may allow TAs to access Seal Codes directly in ADAM.
- Establish a chain-of-custody for TAs receiving secure Seal Codes, print cards, and any non-secure materials.



- For paper-based testing, STCs must also record all test materials, including security numbers, in the chain-of-custody documentation in preparation for distribution to TAs on testing day.

**BEFORE
Testing**

3.12 Meet with Students

Before testing, STCs should meet with students to review:

- The testing schedule
- Allowed materials (e.g., non-Bluetooth headphones, and a recreational book for after testing if permitted by the LAC/LEA)
- Policies prohibiting calls, texting, photography, and Internet use during testing, which may invalidate the test
- Local school procedures during testing (e.g., break protocols)

4.0 DURING Testing

This section outlines activities for the STC and Technology Coordinator (TC) to complete on testing days. Section 4.1 covers computer-based testing procedures, and Section 4.2 covers paper-based testing procedures. Some or all tasks may be applicable to the LAC in your LEA.

4.1 Computer-Based Testing

This section describes activities for the STC and Technology Coordinator (TC) to complete on days. Section 4.1.1 provides a checklist for computer-based testing activities, and Sections 4.1.2–4.1.5 detail specific testing tasks.

4.1.1 Checklist of Tasks for STCs to Complete DURING Computer-Based Testing

It is strongly recommended that all tasks in this checklist be completed according to the suggested timeline.

LAC	STC	TC	Task	Reference
Testing Day				
	<input type="checkbox"/>	<input type="checkbox"/>	Ensure that TAs have a computer or device available in testing area if needed.	Section 3.5
	<input type="checkbox"/>		Distribute test materials to TAs.	Section 3.9
	<input type="checkbox"/>		Manage Proctor Groups in ADAM.	Section 4.1.2
	<input type="checkbox"/>		Monitor each testing room to ensure that test administration and security protocols are followed, and required administration information is being documented and collected. Be available during testing to answer questions from TAs.	Section 4.1.4
	<input type="checkbox"/>		Ensure that TAs provide applicable students with their approved testing accommodations and pre-identified accessibility features.	Section 4.1.4
	<input type="checkbox"/>		Schedule and supervise make-up testing.	Section 4.1.5
	<input type="checkbox"/>		Create make-up Proctor Groups in ADAM (optional).	Section 4.1.5
		<input type="checkbox"/>	Respond to all technology-related issues.	Section 4.1.3
	<input type="checkbox"/>		Collect materials from TAs.	Section 4.1.5
<input type="checkbox"/>	<input type="checkbox"/>		Investigate all testing irregularities and security breaches and follow the LEA and MSDE policy for reporting these incidents.	Section 2.2

4.1.2 Managing Proctor Groups in ADAM (Testing Day)

Before testing begins, STCs and/or TAs must sign in to ADAM to monitor student test statuses. TAs may also need to access secure Seal Codes if they were not provided with the printed test cards. Table 4.0 outlines the possible test statuses for each student during a Section.

In some cases, a test may need to be voided (e.g., signed in by the wrong student, incorrect accommodations, cheating). Only the LAC can void a test and assign a new one if needed. A voided test requires a reason (Exemption) and will not be scored.

Table 4.0 Student Statuses in ADAM

Status	Description
Not Started	The student has NOT signed into the test.
In Progress	The student has signed into the test and has NOT submitted all four Sections.
Exited	The student has exited the test without submitting.
Submitted	The student has completed the test and submitted each Section.
Void	If exceptions occurred during a proctor group, an authorized user can mark the test attempt Void. The user can re-register the student for a different proctor group. Voided attempts do not appear on reports. Results are excluded from both individual and summary reports.

4.1.3 Technology Tasks DURING Testing

Troubleshooting Computer-Based Testing

Technology Coordinators or their designees should be available during testing to address any technical issues. They must follow test security protocols and must have signed both the **Test Administration and Certification Training Form and Non-Disclose Agreement**. Resources are available to help troubleshoot common computer-based testing issues, including:

Incorrect Test Form Assignment:

- If a student is assigned the wrong test form for an accommodation, contact the STC to resolve the issue.

Student Exits TestNav Before Completing the Test:

- Ensure TestNav is closed on the student’s device.
- Keep the student on the same device, if possible.
- Instruct the student to sign back in using their original print card.
 - The test will resume from the next unanswered question.
 - If using the same device, any responses entered before the interruption will be uploaded automatically.

Technology Coordinators should respond promptly to any disruptions. Only authorized personnel may use cell phones to contact the Customer Support Center at 888-639-0690. Do NOT take photos of error screens. For error codes and troubleshooting guidance, refer to the TestNav 8 User Guide or visit: <https://support.assessment.pearson.com/TN/error-codes-16908303.html>.

4.1.4 Monitor Test Activity and Maintain Test Security

The STC must be actively involved in test administration by monitoring testing and ensuring test security procedures outlined in this manual are followed. STCs must be available during testing to support TAs and Proctors and respond to any questions. ACs are responsible for monitoring reports of testing irregularities or security breaches and ensuring STCs follow LEA and MSDE reporting procedures (see **Appendix C** for details).

During each test section, STCs must ensure that TAs and Proctors circulate the room to confirm students are working in the Correct Section. TAs and Proctors should not sign in to TestNav using a student print card, but a TA may assist students with sign-in if needed.

STCs must also ensure that students receive their approved accommodations and pre-identified accessibility features. If a computer-based accommodation is missing, stop testing and refer to the *Personal Needs Profile (PNP) Guidance—Managing Incorrect Accessibility Features and Accommodations*, available on the MCAP Portal (<https://support.mdassessments.com/platformresources/>) > ADAM Resources > ADAM Guidance Documents.

4.1.5 End-of-Section Tasks

Collect Materials

The STC or designated staff member must collect the following materials from TAs immediately after the completion of Sections tested that day:

- Student print cards and Seal Codes (if printed by the STC)
- Used and unused scratch paper (unused scratch paper may be reused)
- Accommodated test materials
- Printed Mathematics reference sheets or calculators used during testing

At the end of each testing day, ensure all materials are either returned to the locked storage area, or destroyed as directed (e.g., used scratch paper).

Ensure TestNav Sign-out

TAs **MUST** follow the instructions at the end of the administration script to guide students in signing out of TestNav. TAs may provide navigational assistance as students complete the sign-out process. TAs should circulate the room to confirm that all students have submitted the Section and/or signed out of TestNav properly.

The STC **MUST** ensure that all students sign back in to the correct Section during the next testing session. A student’s test status will show as “Submitted” only after all Sections are completed and submitted. If any Section remains incomplete, the test status will remain “In Progress.”

Administer Make-Up Testing

If a student is NOT tested during the regular administration, they may be moved to a new make-up Proctor Group (see the *ADAM Online User Guide* for instructions). However, if the student will rejoin the regular administration for any remaining Sections, it is recommended to keep them in the original Proctor Group. For more information, refer to the Make-Up Testing Directions for Computer-Based Testing available at: <https://support.mdassessments.com/>.

Note: Tests must be administered in sequential order, and the TA must provide the correct Seal Code for the assigned Proctor Group. Assigning students with the same test form to a new make-up Proctor Group allows the use of a single set of new Seal Codes, rather than those from the original group.

4.2 Paper-Based Testing

This section outlines activities for the STC to complete on testing days. Section 4.2.1 provides a checklist for paper-based testing activities, and Sections 4.2.2–4.2.3 detail specific testing tasks.

4.2.1 Checklist of Tasks for STCs to Complete DURING Paper-Based Testing

It is strongly recommended that all tasks in this checklist be completed according to the suggested timeline.

LAC	STC	TC	Task	Reference
Testing Day				
	<input type="checkbox"/>		Distribute test materials to TAs.	Section 3.10
	<input type="checkbox"/>		Monitor each testing room to ensure that test administration and security protocols are followed, and required administration information is being documented and collected. Be available during testing to answer questions from TAs.	Section 4.2.2
<input type="checkbox"/>	<input type="checkbox"/>		Ensure that TAs provide applicable students with their approved testing accommodations and pre-identified accessibility features.	Section 4.2.2
	<input type="checkbox"/>		Schedule and supervise make-up testing.	Section 4.2.3
	<input type="checkbox"/>		Follow the protocol for contaminated or damaged test materials, and refer to your state policy for reporting these incidents.	Section 4.2.3
	<input type="checkbox"/>		Collect materials from TAs and ensure all test books and answer documents have a student name and/or student ID label.	Section 4.2.3
<input type="checkbox"/>	<input type="checkbox"/>		Investigate all testing irregularities and security breaches and follow your LEA and MSDE policy for reporting these incidents.	Section 2.2

4.2.2 Procedures for Contaminated, Torn, or Damaged Materials

Contaminated Test Materials

If any test materials (e.g., test books, answer documents) become contaminated with bodily fluids (e.g., a student becomes ill on a test book or answer document), the following steps must be followed.

1. The TA must immediately:
 - a. Stop testing for the student or group, as needed.
 - b. Record the remaining time for the test Section.
 - c. If possible, note the item number and page where the student stopped.
 - d. Follow your school’s medical emergency procedures.
2. Qualified school personnel must safely handle the soiled materials. Place the contaminated item(s) in a resealable, plastic bag, with the security barcode label visible from the outside.
3. After the testing area is cleaned and students return, the TA must remind students of the remaining time in the disrupted Section and resume testing.
 - a. If the ill student returns and their completed responses can be transcribed into a replacement test book (Grade 3 ELA and Mathematics, MISA 5 & 8, Social Studies 8) or answer document (Grades 4–8 and high school ELA/L and Mathematics), the TA must provide a new test book or answer document and record the student’s name on the front for proper identification.
 - b. If the ill student returns and their responses cannot be transcribed into a replacement test book or answer document, the student must be given the opportunity to retake those Sections during make-up testing using a new test book and answer document. Contact your LAC or MSDE for further guidance if needed.

4. After testing is complete, the STC must:
 - a. Apply the student ID label or grid demographic information on the replacement test book or answer document before returning it.
 - b. Record the security barcode number of the contaminated test book or answer document on the **Form to Report Contaminated, Damaged, or Missing Materials** (see **Appendix E**).
 - c. Record the security barcode number of the replacement test book or answer document on the Chain-of-Custody Form.
 - d. If applicable, transcribe the student’s responses from the contaminated material into the replacement, following the guidelines in Section 5.2.2. Return the replacement test book or answer document to Pearson with the other scorable materials.
 - e. Securely destroy the contaminated test book or answer document following your LEA’s biohazard protocols. Do not return contaminated materials to Pearson.
 - f. Maintain a list of contaminated test books and answer documents on file for 6 years.
5. The STC must notify the LAC of this irregularity following the state policy in **Appendix C**.

Torn or Damaged Test Materials

If any test materials are damaged (e.g., ripped pages, incorrectly applied labels), follow these procedures:

1. Replace the test book or answer document so the student can complete testing. After testing, but within the test window, transcribe the student’s answers into the replacement materials.
 - a. Transcribe answers according to the guidelines in Section 5.2.2.
 - b. The STC must immediately notify the LAC.
2. The TA must ensure the student’s name is recorded on the front of the replacement test book or answer document.
3. After testing the STC must:
 - a. Apply the student ID label to the replacement materials or complete the data grid.
 - b. Record the security barcode number of the replacement materials on the **Form to Report Contaminated, Damaged, or Missing Materials (Appendix E)**.
 - c. Return the replacement materials to Pearson with all other scorable materials.
 - d. Pack the damaged materials with the nonscorable materials and return to Pearson, marking them “Do Not Score” as directed in Section 5.2.2.
 - e. Maintain a list of all damaged test books and answer documents on file for 6 years.

4.2.3 End-of-Section Tasks

Collect Materials

Immediately after each Section is completed in each grade/course, collect test materials from TAs:

- All used and unused test books (ensure each has the student’s name).
- All used and unused ELA/L and Mathematics answer documents for grades 4–8 and high school (ensure each has the student’s name).
- Used and unused scratch paper (unused scratch paper may be reused).
- Pearson-supplied Mathematics reference sheets, rulers, and protractors.
- Any accommodated responses in alternate formats (if responses are transcribed from a computer, the computer must remain secure until transcription is complete, and then all responses must be fully removed).

Follow all chain-of-custody procedures. At the end of each testing day, ensure all MCAP assessment materials are returned to secure storage. Inventory all secure materials and report any missing items following MSDE procedures in **Appendix C**.

Administer Make-Up Testing

Students absent during the regular administration due to temporary illness or other excused reasons must test during the make-up period. All testing must be completed within the MSDE-designated testing window.

4.3 Procedures for Testing Irregularities (Testing Day)

4.3.1 Dismissing Students for Misconduct

The TA may contact the STC and school administration to dismiss a student for misconduct according to local policy. If dismissal is warranted, collect the student’s test materials and remove the student from the testing environment. The student may be allowed to continue testing in another location (e.g., school counselor’s office) per local policy. The school or LEA must submit a Form to Report a Testing Irregularity or Security Breach within five business days, unless otherwise directed by the LAC or State Security Officer.

If a student is found with any prohibited items listed in Section 2.3 during testing or breaks, the TA should collect the items or follow LEA policy. The school or LAC should complete the **Testing Incident Form (TIF)** in **Appendix D** and follow MSDE/LEA procedures for submission.



If a student is dismissed, the TA or STC must verify that the student’s status is Resumed in ADAM. If not, they must exit the student’s test in TestNav.

4.3.2 Item Irregularities During Testing

If a student reports a possible unanswerable or misprinted test item during testing, follow these steps:

- For computer-based testing : If the issue is with a specific item, the TA should instruct the student to bookmark it and continue testing. For adaptive assessments, the student must answer to proceed. Before submitting the Section, the TA and STC should try to troubleshoot the issue with the Technology Coordinator or use guidance at <https://support.mdassessments.com>. If the issue persists, the TA, Technology Coordinator, or STC must contact the Customer Support Center and MSDE. The student should NOT submit the Section until the issue is resolved.
- If a timely solution cannot be found:
 - Instruct the student to continue with the remaining Sections but NOT submit the final test.
 - Note the content area, course/grade level, item number, test format (online or paper), and briefly describe the issue. Provide this information to the STC. Do NOT include the exact wording of the question verbally or in writing. The student may be able to return to the item once it is resolved by Pearson.

4.3.3 Procedures for Safety Threats and Severe Weather

For all safety and severe weather threats, follow your local evacuation policy. If a building evacuation, lockdown, or school closure occurs before a testing Section begins, follow these steps:

- Proceed with testing only if the Section can be completed that day.
 - If not, reschedule the Section during make-up testing.
- Document the event, including the date, time, affected students, and relevant details. The STC should notify the LAC as soon as it is safe.
- Refer to **Appendix C** for MSDE policies reporting safety threats and severe weather.

If a building evacuation, lockdown, or school closure occurs during a testing Section, follow this protocol, prioritizing student safety:

- If possible, note the time of the disruption to calculate the remaining Section time.
- If evacuating, secure the testing room and materials if time allows.
- Upon returning, prepare students to resume testing:
 - Inform them of the remaining time.
 - Write the updated start and stop times on the board.
 - Have students sign back into TestNav with their original print cards if needed.
- Document the incident using the **Testing Incident Form (TIF)** or your LEA's Testing Irregularity form.

5.0 AFTER Completion of ALL Testing

5.1 Computer-Based Testing

5.1.1 Checklist of Tasks for Test Coordinators and Technology Coordinators AFTER Testing

This section outlines post-testing activities for the STC and Technology Coordinator (TC). Some tasks may also apply to the LAC, depending on your LEA/LEA 24 procedures. Section 5.1.1 provides a checklist, while Sections 5.1.2–5.1.5 offer detailed guidance.

LAC	STC	TC	Task	Reference
Day of Final Test Section				
	<input type="checkbox"/>		Verify that all tests are in the Submitted status. If still in the In-Progress status, contact the LAC to apply accountability code, if necessary.	
Within One Week of Final Test Section				
	<input type="checkbox"/>		Destroy used scratch paper as well as Mathematics reference sheets written on by students.	Section 5.1.2
	<input type="checkbox"/>		Destroy all printed student print cards and Seal Codes.	Section 5.1.2
	<input type="checkbox"/>		Recycle <i>TAMs</i> and unused Mathematics reference sheets.	Section 5.1.2
	<input type="checkbox"/>		Complete the Post-Test Certification Form .	Section 5.1.4
	<input type="checkbox"/>		Keep records according to your LEA and MSDE policy.	Section 5.1.5

**AFTER Completion
of All Computer-
Based Testing**

5.1.2 Collect and Organize Materials

Secure Materials

The LAC/STC must ensure the secure destruction or shredding of the following materials immediately after testing is complete (by the LEA or school):

- Student print cards and Seal Codes
- Reports or documents containing personally identifiable student information
- All used scratch paper
- Printed Mathematics reference sheets with student writing
- Other school-generated reports or documents with personally identifiable student information (e.g., ADAM reports, school rosters)
- Do NOT destroy test books, answer documents, or human reader scripts.

Secure test materials that must be returned to Pearson:

- Accommodated paper test books, if applicable. Braille and large print test books must be transcribed (Section 5.2.2) and returned (Section 4.2.3) to be scored.
- Human Reader scripts

Ensure all MCAP assessment materials have been collected. Take inventory of all secure materials to confirm that none are missing. If any secure materials are unaccounted for, follow the LEA and MSDE procedures outlined in **Appendix C**.

Note: All accommodated paper-based test books and Human Reader scripts for Mathematics are secure and must be shipped back to Pearson within five days after the MSDE testing window closes.

Secure destruction (e.g., shredding) of other materials may be completed at the school or by an approved outside vendor. Once destruction is complete, document it on the Chain-of-Custody Form or other tracking log (see Section 2.1). Do NOT return these materials to Pearson.

Nonsecure Materials To Be Recycled

The LAC must ensure the following materials are recycled immediately after all testing is complete (either by the LEA or school):

- TAMs
- Unused Mathematics reference sheets

Once recycling is complete, it must be documented on the Chain-of-Custody Form or other tracking log. Recycling and documentation may be completed at the school. Do NOT return these materials to Pearson.

5.1.3 ADAM Cleanup Activities for Computer-Based Testing

Manage Student Tests

After testing, LACs must update student test registrations in ADAM and apply accountability codes as needed. For step-by-step instructions, refer to the ADAM Accountability Codes document available at: <https://support.mdassessments.com/>.

5.1.4 Complete the Post-Test Certification Form

This form is used to certify that test security and integrity were maintained throughout the test administration. Once materials have been securely destroyed or recycled, and all secure materials have been returned to Pearson, the STC must complete and sign the **Post-Test Certification Form**. The Principal must also sign the form. A copy of the form can be found in **Appendix F** of this manual and on the MCAP Portal at: <https://support.mdassessments.com/documents/>. This form should be kept with all other testing documentation and retained for 6 years.

5.1.5 Keep Records

In accordance with MSDE policy (see **Appendix C**), your school must maintain the following physical or electronic records for 6 years:

Required:

- Chain-of-custody documentation (see Section 2.1)
- Printed or electronic test group/classroom rosters indicating the TA and Proctor assigned to each proctor group and the names of students assigned to each group.
- Signed **Test Administration and Certification of Training forms and Non-Disclosure Agreements** (see **Appendix B**)
- Copies of all **Testing Incident Forms** (TIF) or LEA/LEA 24-specific Testing Irregularity forms
- Copies of any Forms to Report Contaminated, Damaged, or Missing Materials
- Signed **Post-Test Certification Form**

5.2 Paper-Based Testing

5.2.1 Checklist of Tasks for Test Coordinators AFTER Testing

This section outlines post-testing activities for the STC. Some tasks may also apply to the LAC, depending on your LEA/LEA 24 procedures. Section 5.2.1 provides a checklist, while Sections 5.2.2–5.2.7 offer detailed guidance.

LAC	STC	TC	Task	Reference
Day of Final Test Section				
	<input type="checkbox"/>		Collect materials and verify that all distributed test materials have been returned using the Chain-of-Custody Form.	Section 5.2.2

LAC	STC	TC	Task	Reference
Within One Week of Final Test Section				
	<input type="checkbox"/>		Organize and return scorable and nonscorable test materials.	Sections 5.2.2–5.2.4
	<input type="checkbox"/>		Destroy scratch paper written on by students and Pearson-supplied Mathematics reference sheets written on by students.	Section 5.2.3
	<input type="checkbox"/>		Recycle <i>TAMs</i> and unused Pearson-supplied Mathematics reference sheets.	Section 5.2.3
	<input type="checkbox"/>		Ensure that all return boxes have appropriate labels and return secure materials within five business days of the LEA testing end date.	Section 5.2.4
	<input type="checkbox"/>		Complete the Post-Test Certification Form .	Section 5.2.6
	<input type="checkbox"/>		Keep records according to your LEA and MSDE policy.	Section 5.2.7

5.2.2 Collect and Organize Materials

Immediately after the final Section is administered, collect the following test materials from TAs. Use the Chain-of-Custody Form to inventory all secure materials and organize them for shipment. If any secure materials are contaminated or missing, follow the state-specific procedures outlined in **Appendix C**.

- All used and unused test books
- All used and unused answer documents
 - **Note:** A test book or answer document is considered used if a student began testing, even if incomplete.
- Human Reader Scripts
- Any reports or documents containing personally identifiable student information
- Used and unused scratch paper
- *TAM*
- Mathematics reference sheets

Note: Rulers and protractors may be kept for instructional use after testing but must not contain any student writing. Any with markings should be securely destroyed.

Report Contaminated and Damaged Test Materials

If a test book or answer document becomes contaminated or damaged, follow your school or LEA's reporting protocol and complete the **Form to Report Contaminated, Damaged, or Missing Materials (Appendix E)**. Refer to Section 4.2.3 for handling procedures.

Report Missing Test Materials

Schools must investigate any reports of missing test materials. If, after a thorough investigation, the materials cannot be located, the STC must follow the MSDE procedures outlined in **Appendix C** and complete the **Form to Report Contaminated, Damaged, or Missing Materials**. This situation is considered a Testing Irregularity and must be reported to the LAC, whether it occurs during or after testing.

Transcription of Student Test Responses

In certain situations, a student's responses must be transcribed into a **standard, scorable test book** (grade 3 ELA/L, grade 3 Mathematics, MISA, or Social Studies 8) or **answer document** (grades 4–8 and high school ELA/L and Mathematics). These situations include:

- Responses were recorded in another student's test book or answer document
- A test book or answer document was damaged or contaminated (e.g., torn, soiled)
- A special test format was used (e.g., large print, braille)
- The student used assistive technology (e.g., speech-to-text converter or augmentative communication device)
- As an accommodation, the student recorded responses on separate paper instead of in the designated test book or answer document

If a student's responses must be transcribed after test administration, the following steps must be followed:

1. At least two authorized staff members must be present: one to transcribe the responses and one to observe and confirm accuracy. It is strongly recommended that one of them be an authorized STC. Refer to **Appendix C** for MSDE policy details.
2. Transcribe the student's responses verbatim into the appropriate test book or answer document. Refer to **Appendix B: Protocol for the Use of the Scribe Accommodation in the MAAAM** for detailed guidance and examples.
 - Clearly mark the original test book or answer document "Do Not Score" according to the instructions in the next section.
 - Exception: For students responding in American Sign Language (ASL), scribes must transcribe the signed responses into grammatically correct English (e.g., If a student signs "HOUSE WHITE LIVE THERE ME," the scribe writes, "I live in the white house.").
3. Braille transcription: Only a qualified Test Administrator who is a certified Teacher of Students with Visual Impairment, or someone under their direct supervision, may transcribe braille responses. The transcriber must be fluent in Unified English Braille (UEB). Responses must be entered into the standard, scorable test book or answer document included in the braille kit.
4. Any original responses printed from assistive technology or recorded on separate documents must be securely destroyed by the STC after transcription.

Failure to transcribe responses when required will result in the student NOT receiving a score.

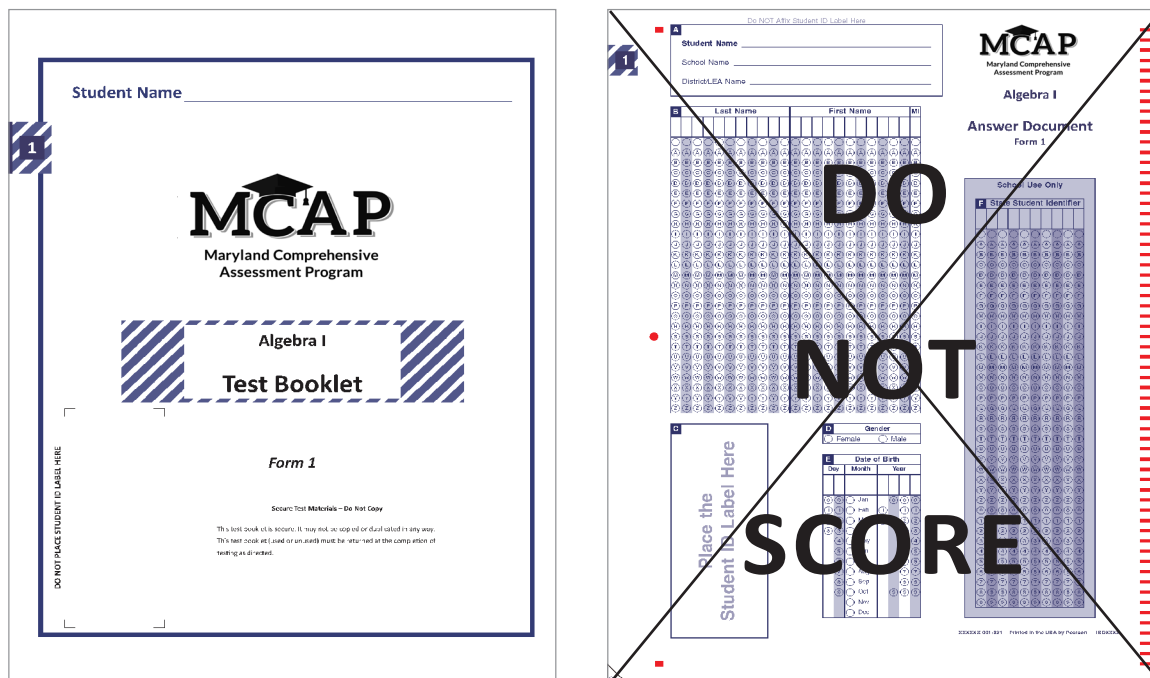
"Do Not Score" Test Materials

If a test book (grade 3 ELA/L, grade 3 Mathematics, MISA, or Social Studies 8) or an answer document (grades 4–8 and high school ELA/L or Mathematics) should not be scored, write "DO NOT SCORE" in large letters across the front cover and draw a large "X" across the front cover. Both markings are required to indicate that the material should not be scored.

Apply these markings in the following situations:

- The student’s test book or answer document became damaged or unusable. (Refer to Transcription of Student Test Responses for instructions on transferring responses to a new document.)
- A student’s ID label was applied to the test book or answer document, but the student did not participate in any testing (e.g., absent with or without medical documentation).

Figure 5.0 Do Not Score Test Materials



AFTER Completion of All Paper-Based Testing

5.2.3 Organize Materials

Apply student ID labels to the lower left-hand corner of the front cover of:

- Test books for Grade 3 ELA/L or Mathematics, MISA (Grades 5 & 8), or Social Studies 8
- Answer documents for Grades 4–High School ELA/L and Mathematics.

Follow these guidelines:

- Locate student ID labels in the resealable package labeled “Test Coordinator Kit.”
- Only the STC or designee may apply labels. Students are not permitted to apply them.
- Before applying a label, confirm that the handwritten name at the top of the test book or answer document matches the name on the label.
- The student ID label overrides any bubbled demographic information.

If the label includes incorrect information, do the following:

- Write and grid the correct student information on the test book (Grade 3) or answer document (Grades 4–High School).
- Update the student’s information in ADAM.
- Set aside any unused labels (e.g., for students who withdrew or labels with incorrect information) for secure destruction after the testing window closes.

It is recommended that schools apply student ID labels before testing. If so, TAs must verify each label during test booklet distribution rather than distributing them randomly.

Hand Grid Demographic Pages

If no student ID label is available, all demographic information must be completed on the student data grid using a No. 2 pencil on the test book (grade 3, MISA 5 & 8, and Social Studies 8) or answer document (grades 4–8 and high school ELA/L and Mathematics). If a student ID label is available, only Box A needs to be completed.

**Table 5.0 Instructions for Hand Gridding Demographic Pages
(complete all fields if there is not a label)**

Box	Description	Instructions
A	Student Name, School Name, LEA/LEA 24 Name	TAs will instruct students to write their names in this box during administration. Students will not be instructed to fill in the school or LEA/LEA 24 name and are not required to do so.
B	Student Name	<p>Using the student’s legal name, print the student’s last name in the row of boxes under the section for “Last Name.” Print only one letter in each box, beginning in the first box on the left (i.e., left justified). If there are not enough boxes for all of the letters in the student’s last name, leave off the letters at the end.</p> <p>Print the student’s legal first name in the row of boxes under the section for “First Name.” Do not use a nickname. Print only one letter in each box, beginning in the first box on the left (i.e., left justified). If there are not enough boxes for all of the letters in the student’s first name, leave off the letters at the end.</p> <p>Print the first letter of the student’s middle name in the box under the section for “MI.” Leave the box blank if the student does not have a middle name.</p> <p>Fill in the appropriate bubble in the column under each letter in the student’s name. If there are any blank boxes at the end of their name, fill in the empty bubbles at the top of the column.</p>
C	Student ID labels	If a school does not have a pre-printed student ID label, this box should remain blank.
D	Gender	Fill in the bubble that corresponds to the student’s gender.
E	Date of Birth	Fill in the bubbles for the Day, Month, and Year for the student’s date of birth. For example, if the student was born March 2, 2001, fill in the bubbles for 0 and 2 in the Day column, for the month of March designated by “Mar” in the Month column, and the bubble for 2, 0, 0, and 1 in the Year column.
F	State Assigned Student Identifier	Enter the student’s State Assigned Student ID Number in the boxes at the top of the columns. Fill in the appropriate bubble in the column under each number beginning in the first box on the left (i.e., left justified).

AFTER Completion of ALL Paper-Based Testing

Materials To Be Securely Destroyed

The STC must ensure the following test materials are destroyed/shredded immediately after testing is complete (either by the LEA or school):

- Scratch paper with student writing
- Mathematics reference sheets with student writing
- Reports or documents containing personally identifiable student information

Once destruction is complete, it must be documented on the Chain-of-Custody Form or other tracking log. This process and documentation may be done at the school. Do NOT return these materials to Pearson.

Nonsecure Materials To Be Recycled

The STC must ensure the following test materials are recycled immediately after all testing is complete (either by the LEA or school):

- TAMs
- Unused Mathematics reference sheets

Once recycling is complete, it must be documented on the Chain-of-Custody Form or other tracking log. Recycling and documentation may be completed at the school. Do NOT return these materials to Pearson.

5.2.4 Package Materials for Return Shipping

Before calling MVP, sort and package materials as instructed to return all secure and non-secure items in one shipment. Follow the Pearson Return Instruction Sheet and Shipping Carrier Return Instructions included in the Test Coordinator Kit. Pack materials by school level, not LEA level. **Materials must be shipped within 5 days after your LEA/LEA 24 testing window closes. Late returns risk not being scored.**

- **Scorable materials**
 - Used test books (grade 3 ELA/L, grade 3 Mathematics, MISA 5 & 8, Social Studies 8)
 - Used answer documents (grades 4–8 and high school–ELA/L and Mathematics)
 - Transcribed test books (grade 3 ELA/L and Mathematics, MISA 5 & 8, Social Studies 8)
 - Transcribed answer documents (grades 4–8 and high school ELA/L and Mathematics)
- **Nonscorable materials**
 - Unused test books (including for absent students)
 - Unused answer documents (grades 4–8 and high school ELA/L and Mathematics)
 - Test books and answer documents marked “Do Not Score”
 - Human Reader scripts
 - Large Print test books
 - Braille test books

Required Ancillary Materials for Return

For all returns, schools and districts need:

- Scorable
 - Paper bands
 - Scorable Materials Return School Headers (do not photocopy)
 - Scorable return labels (See table 5.1 for color by test)
- Nonscorable
 - Nonscorable return labels (See table for color by test)

If you need more return materials, order them through ADAM (see Section 3.10.4). **Additional orders for test materials do not include return materials automatically and must be ordered separately.**

Scorable Materials Return School Header and Paper Bands

- Complete one Scorable Materials Return School Header for each content area and course (See Figure 5.1).
- Use paper bands to secure each stack of scorable test books or answer documents, with no more than 25 items per band.
- You may have multiple stacks per subject and course if needed, but only complete one Return School Header per content/course. Insert this header into the first bundle for that content. For example, Algebra 1 may include students from multiple grades, while Grade 4 Mathematics includes only Grade 4 students.

Figure 5.1 Sample Scorable Materials Return School Header

The form is titled "Scorable Materials Return School Header" and features the MCAP logo. It includes fields for "Please Print" with sub-fields for "LEA Name:" and "School Name:". Below this are "Instructions For Completing This Form" and "Marking Instructions". The "Instructions" section contains three bullet points regarding completion rules for different grades. The "Marking Instructions" section lists four rules for marking the bubbles. At the bottom, there are two large grids for "LEA Code" and "School Code", each with 20 columns and 20 rows of bubbles. To the right of these grids is a "Number Of Documents Under This Form (Left Justify)" section with a 3x3 grid of bubbles. A vertical barcode is on the right edge, and a small vertical text string "202009-001.1201 Printed in the USA by Pearson IS2020025" is at the bottom right.

Note: Do NOT photocopy Scorable Materials Return School Header sheets. Use only the original documents provided in your school’s shipment. Order additional header sheets if needed.

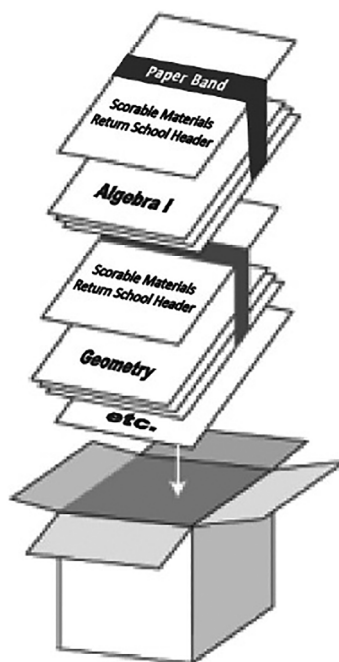
Return Scorable Materials

Use the original boxes delivered with the test materials for return shipping. If these boxes are damaged, use sturdy replacements or order new ones on the MCAP portal at <https://support.mdassessments.com>.

AFTER Completion of ALL Paper-Based Testing

Place all scorable materials in the shipping boxes as shown in Figure 5.2. Do NOT mix materials from multiple schools in one box. Materials for different courses or contents within the same school may be combined. ELA and Mathematics can be shipped together, but do not include Social Studies 8 with them. Ensure no extraneous items (e.g., scratch paper, rulers, manuals) are included.

Figure 5.2 Packing Diagram for Scorable Test Materials



Note: Pack scorable and nonscorable materials separately, as they will be shipped to different addresses.

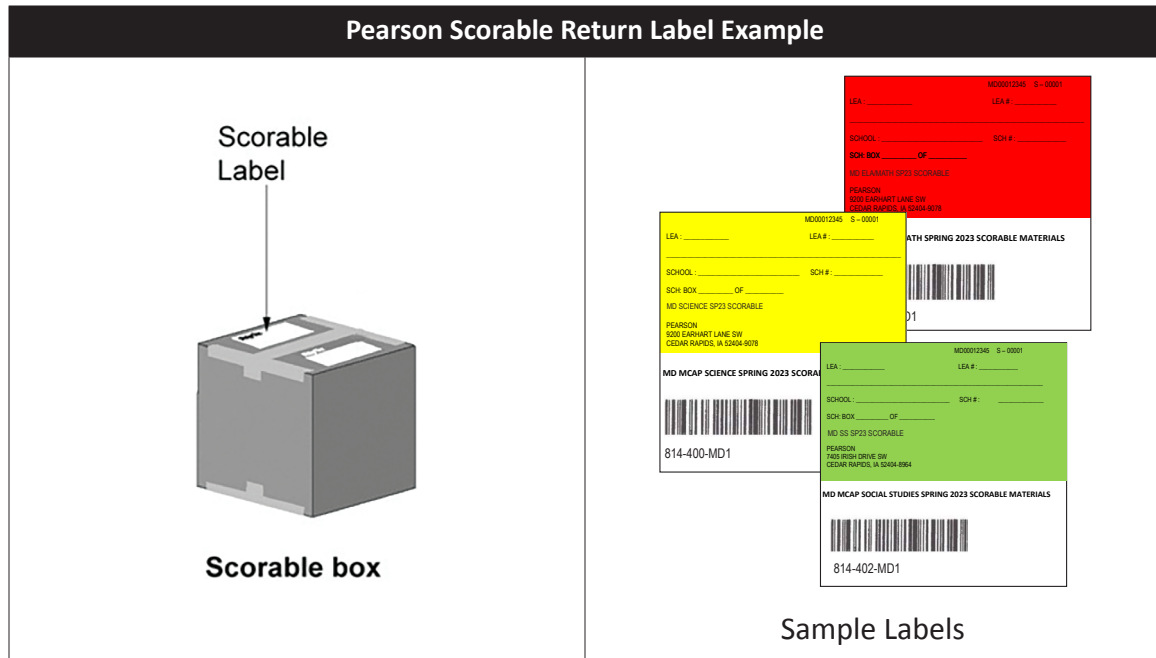
Do NOT overfill boxes. If a box is not full, add crumpled paper to prevent damage from shifting during shipment. Do NOT use packing peanuts. Seal boxes securely with packing tape. Remove or cover any old labels or markings before applying the new shipping label.

Locate the resealable package labeled “Test Coordinator Kit,” which contains Pearson scorable materials return shipping labels. If you placed additional orders, you may have extra labels. See Figure 5.3 for sample labels.

- Place one scorable materials return shipping label on top of each box containing scorable ELA/L and Mathematics, MISA 5 & 8, or Social Studies 8 materials.
- Count the total number of scorable boxes for a specific test administration (ELA/L and Mathematics, MISA 5 & 8, or Social Studies 8).
- On the line “SCH: BOX _ OF _,” fill in the sequence of boxes for the school (e.g., box 1 of 3, box 2 of 3, box 3 of 3). Number scorable boxes separately from non-scorable boxes.
- Do NOT write anything else on the labels.
- Do NOT mix nonscorable box count with your scorable box count.

IMPORTANT: Social Studies 8 scorable and nonscorable materials must NOT be included with ELA/L and Mathematics materials. Since these may ship simultaneously, keep Social Studies 8 materials separate. Social Studies 8 has its own colored return labels. The box counts for Social Studies 8 (both scorable and nonscorable) should follow the same labeling instructions above.

Figure 5.3 Sample Pearson Scorable Materials Return Shipping Label



AFTER Completion of ALL Paper-Based Testing

Return Nonscorable Materials

Use the boxes for return shipping. If these boxes were damaged, use sturdy replacements or order new ones from the MCAP Portal at <https://support.mdassessments.com>.

Place all nonscorable materials in the boxes, keeping materials from different schools separate. Do NOT include extraneous items (e.g., scratch paper, rulers, manuals).

Seal and remove any previous labels or markings before applying the shipping label. boxes securely with packing tape and remove any previous markings or labels from the boxes before applying the shipping label.

Locate the resealable package labeled “Test Coordinator Kit,” which contains Pearson nonscorable materials return shipping labels. Additional labels may have been ordered separately. See Figure 5.4 for sample labels.

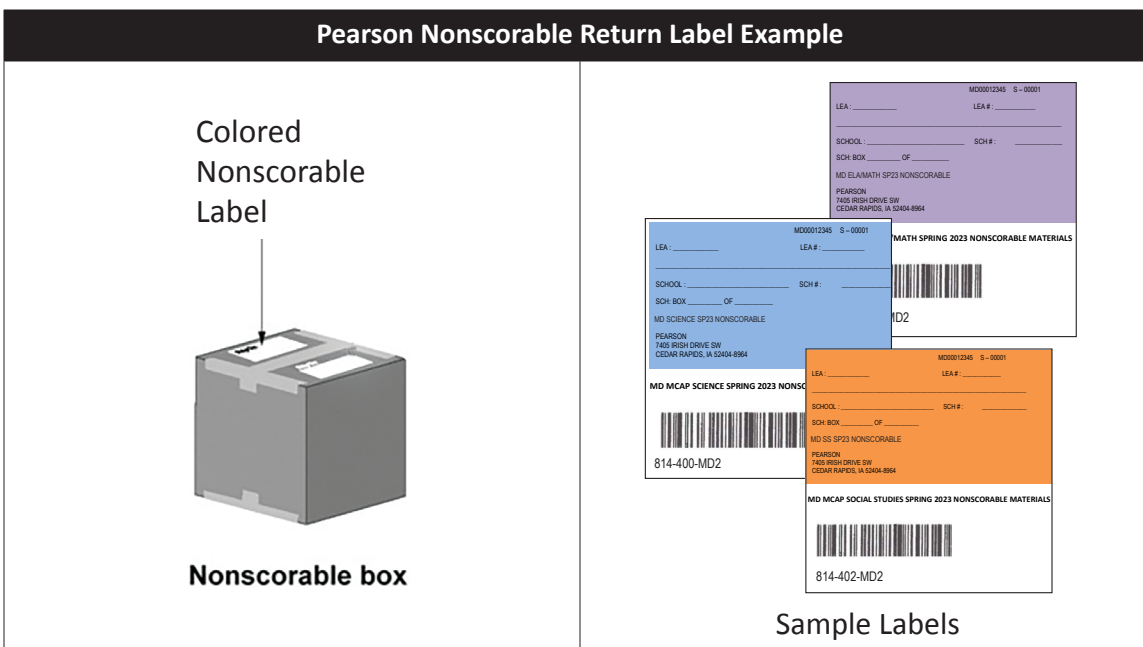
- Place one nonscorable materials return shipping label on top of each box.
- Count the total number of nonscorable boxes for a specific test administration.
- On the line “SCH: BOX _ OF _,” fill in the sequence of boxes for the school (e.g., box 1 of 3, box 2 of 3, box 3 of 3). Number scorable boxes separately from nonscorable boxes.
- Do NOT write anything else on the labels.
- Do NOT mix your scorable box count with your nonscorable box count.

Table 5.1 Pearson Return Label Colors

	Scorable	Nonscorable
MISA 5 & 8	Yellow	Blue
ELA/L and Mathematics	Red	Purple
Social Studies 8	Green	Orange

Find a Bill of Lading in the resealable package labeled “Test Coordinator Kit.”

Figure 5.4 Sample Pearson Nonscorable Materials Return Shipping Label



Generic Return Labels

Generic return labels are provided when an additional order for return labels is submitted through ADAM; they are not included in the Test Coordinator Kit with the standard return shipping labels. These labels have blank fields where the STC must enter the relevant state, LEA, and school information before returning materials to Pearson.

Each administration includes both scorable and nonscorable generic return labels, following the same color conventions as the regular return shipping labels:

- **Yellow Labels**—MISA 5 & 8 Scorable Materials Return Shipping Label and Scorable Generic Return Label
- **Blue Labels**—MISA 5 & 8 Nonscorable Materials Return Shipping Label and Nonscorable Generic Return Label
- **Red Labels**—ELA/L and Mathematics Scorable Materials Return Shipping Label and Scorable Generic Return Label
- **Purple Labels**—ELA/L and Mathematics Nonscorable Materials Return Shipping Label and Nonscorable Generic Return Label
- **Green Labels**—Social Studies 8 Scorable Materials Return Shipping Label and Scorable Generic Return Label
- **Orange Labels**—Social Studies 8 Nonscorable Materials Return Shipping Label and Nonscorable Generic Return Label

Contact MVP to Schedule Pickup

Refer to the Shipping Carrier Return Instructions included in the Test Coordinator Kit or on the MCAP Portal for detailed return shipping procedures. For return shipping responsibilities specific to Maryland, see **Appendix C**.

Pick-ups must occur as soon as possible after testing is completed. All materials must be shipped within five days of your LEA completing testing. **Do not wait until the end of the testing window to return scorable materials.**

**AFTER Completion
of ALL Paper-
Based Testing**

Pick-ups must be scheduled at least 48 hours in advance. Any STC in Maryland returning scorable or nonscorable materials must call MVP at 888-886-0780 to schedule a pickup. Customer service is available 24/7. When calling, inform the MVP representative that you are requesting a pickup for Pearson. You may also email your request to pickup@mvpship.com.

When scheduling, provide the following information:

- Pickup location (i.e., where materials were delivered)
- Estimated number of scorable and/or nonscorable packages
- LEA number and school number
- LEA name and school name
- Available pickup hours
- School address
- Contact name, email, and phone number

Once the pickup is scheduled, the school or LEA will receive a confirmation number from MVP, which can be referenced for any future questions or changes. It is recommended that schools or LEAs retain a copy of the Bill of Lading in the testing archive for 6 years.

5.2.5 ADAM Cleanup Activities for Paper-Based Testing

Voided Tests

Only students who have made a test attempt should be marked as Void. If a test needs to be marked Void, follow the MSDE guidance in **Appendix C**. Only the LAC has the authority to mark a test as Void.

For step-by-step instructions, refer to the [Apply Accountability Codes](#) resource.

Rejected Student Tests

Rejected Student Test Alerts are generated for scanned paper-based tests that cannot be matched to a current student record in ADAM. These alerts appear in ADAM after Pearson scans the test books and answer documents. LACs or assigned personnel must complete the data clean-up process for these tests to be scored. Refer to the Rejected Student Tests resource for detailed instructions.

5.2.6 Complete the Post-Test Certification Form

After materials have been shipped and any required secure destruction or recycling is complete, all Maryland STCs must complete and sign the **Post-Test Certification Form**. If the Principal is not the STC, they must also sign the form. This form certifies that all materials were tracked using the Chain-of-Custody Form or another tracking log and were accounted for during packing and shipping. A copy of the form is available in **Appendix F** of this manual or on the MCAP Portal: <https://support.mdassessments.com/documents/>. Refer to **Appendix C** for MSDE policy and guidance on completing the form.

5.2.7 Keep Records

In accordance with MSDE policy (see **Appendix C**), the following physical or electronic records must be maintained by your school for 6 years:

Required:

- Chain-of-custody documentation (refer to Section 2.1)
- Security barcode numbers for testing documents assigned to each student
- Electronic or paper test group/classroom rosters indicating the TA and Proctor for each group and the names of students assigned to each Proctor group
- Signed Test Administration and Certification of Training forms and Non-Disclosure Agreements (see **Appendix B**)

- Any **Testing Incident Forms** (TIF) or LEA-designed testing irregularity forms
- Any **Form to Report Contaminated, Damaged, or Missing Materials**
- A signed copy of the **Post-Test Certification Form**
- A copy of the Bill of Lading from MVP for paper test pickup

**AFTER Completion
of ALL Paper-
Based Testing**

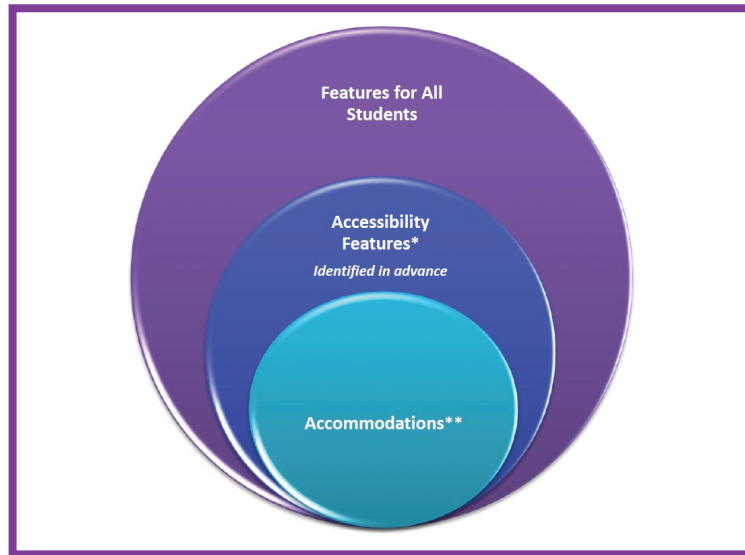
6.0 Accessibility Features and Accommodations

Schools and LEAs must refer to the MAAAM for comprehensive guidance on identifying and administering accessibility features and accommodations.

6.1 Accessibility Features and Accommodations

Maryland's accessibility system includes three levels of support for students as shown.

Figure 6.0 The Maryland Accessibility System



* Available to all participating students

**For students with disabilities, Multilingual Learners, and Multilingual Learners with disabilities

Accessibility features are tools or preferences built into the assessment system or provided by TAs. These features are available to all students taking MCAP assessments. Some features must be identified in advance, but they should not be automatically assigned to all students.

Accommodations are designed to reduce or eliminate barriers related to a student’s disability or English language proficiency, ensuring equitable access. Accommodations do not lower learning expectations.

All accommodations for students with disabilities must be documented in an active Individualized Education Program (IEP) or 504 Plan and approved in advance. The school-based instructional team is responsible for confirming both the need for and the appropriateness of each accommodation. Schools and/or LEAs must maintain a master list of all students and their approved accommodations.

All accessibility features and accommodations used during MCAP assessments should align with those regularly used in classroom instruction.

Note: In ADAM, the term “Accommodations” refers to both accessibility features and formal accommodations.

6.2 Preparing for Accessible Test Administration

Refer to the *MAAAM* for guidance on providing students with the appropriate accessibility features and accommodations.

Identification of Accessibility Features and Accommodations in the Accommodations

Registration File

The Accommodations File should be completed using input based on student or parent/guardian/caregiver preferences, observations of the student's needs during instruction and assessments, student interaction with the online testing platform via Practice Tests. Student needs must be reviewed at least annually and updated as necessary to reflect current educational needs or preferences.

- For *students with disabilities*, the IEP team or 504 plan coordinator collects the necessary information to populate the Accommodations File.
- For *Multilingual Learners*, educators responsible for selecting accommodations, or the ML team, if available, identify accessibility features, which must be documented in the student's ML Plan.
- For *Multilingual Learners with disabilities*, the IEP team or 504 plan coordinator (including a member familiar with the student's language needs) determines accommodations.
- For students *without* disabilities and ML status, accessibility features decisions are based on educational needs and preferences, and may be made by a team that includes:
 - The student (as appropriate)
 - Parent/guardian/caregiver
 - The student's primary educator in the assessed content area(s)

The following accessibility features and accommodations are delivered through separate test forms, and some cannot be combined:

Paper-Based Testing

(Use of a paper-based test book must be documented in a student's IEP or 504 plan.)

- Unified English Braille (UEB)
- Large Print Test Kit
- Read Aloud Test Kit
- Spanish Test Kit (Mathematics, MISA 5 & 8, Social Studies 8)
- Spanish Large Print Test Kit (Mathematics, MISA 5 & 8, Social Studies 8)
- Spanish Read Aloud Test Kit (Mathematics, MISA 5 & 8, Social Studies 8)

Computer-Based Testing

- Assistive Technology - Screen Reader
- Assistive Technology - Non-Screen Reader
- American Sign Language (ASL)
- Closed Captioning (CC) - ELA/L only
- Text-to-Speech (TTS)
- Human Reader
- Spanish (Mathematics, MISA 5 & 8, Social Studies 8)
- Spanish Human Reader (Mathematics only)

Note: Spanish-language online tests are available for Mathematics, MISA 5 & 8, and Social Studies 8. However, Text-to-Speech (TTS) in Spanish is not available for any MCAP assessment.

After collecting student accessibility and accommodation data at the local level, follow the instructions in the *Guide to Importing Accommodations File* (available on the MCAP Portal) to complete and upload the file into ADAM. These settings can also be viewed directly in ADAM. It is important to confirm that accommodations are correct before a student begins testing. If a TA discovers an incorrect accessibility feature or accommodation during testing, testing must be paused. The TA should notify the STC, who will determine, along with the LAC, whether the test should be voided and the form assignment corrected.

For additional guidance, contact your LAC or MSDE.

Table 6.0

Maryland Assessment, Accessibility, & Accommodations Manual (MAAAM) References	
Accommodation	
Human Reader	<p>Appendix E: Test Administration Protocol for the Human Reader Accommodation for English Language Arts/Literacy Assessments, and the Human Reader Accessibility Feature for Mathematics, Science (MISA 5 & 8), and Social Studies 8 Assessments</p> <p>Human Reader scripts (for Mathematics only): These scripts are secure documents that are NOT in the TAM. These must be indicated on the Accommodations File in order to be shipped in the initial order with secure test materials. An Additional Order (AO) must be placed if these scripts are not available for the assessment. Scripts are required to ensure Mathematics assessments are read consistently.</p>
Human Scribe	Appendix B: Protocol for the Use of the Scribe Accommodation, used to ensure consistency of scribing and transcription
Human Signer	Appendix J: Human Signer Guidelines give guidance to signers to ensure consistency in administration
Extended Time	Appendix C: Guidance for Selecting, Training and Administering the Extended Time Accommodation
Large Print and Braille	3d–3f: Assessments for Students who are blind or visually impaired
Assistive Technology (Screen Reader and Non-Screen Reader)	Assistive Technology Guidance available on the MCAP Portal at: https://support.mdassessments.com/technology-setup/

Accommodated Materials

See the following lists of accommodated materials.

Spanish MISA 5 & 8, Mathematics, and Social Studies 8 Test Kit includes:

- Spanish test book
- Spanish Mathematics answer document (except grade 3, which has a consumable test book)
- Ruler (grades 3–8, Mathematics only)
- Protractor (grades 4–7, Mathematics only)
- Spanish Mathematics reference sheet (grades 4–high school)
- English test book

English or Spanish Large Print Test Kit includes:

- Large Print TA script
- Large Print test book
- Answer document (except grade 3 ELA/L and Mathematics, MISA 5 & 8, and Social Studies 8, which use consumable test books that will be transcribed)
- Large Print Mathematics reference sheet (grades 4–high school, Mathematics only)
- Ruler (grades 3–8, Mathematics only)
- Protractor (grades 4–7, Mathematics only)

English or Spanish Human Reader Test Kit includes:

- Human reader script (Mathematics only)
- Two standard test books
- Answer document (except grade 3, which uses a consumable test book)
- Ruler (grades 3–8, Mathematics only)
- Protractor (grades 4–7, Mathematics only)
- Mathematics reference sheet (grades 4–high school, Mathematics only)

Note: Ordering a Large Print Spanish Mathematics or Spanish Human Reader Test Kit includes Spanish versions of all items.

Braille and Screen Reader Test Kit includes:

- Braille TA script
- Braille notes/special instructions
- Braille test book
- Standard test book
- Standard answer document (except grade 3 which has a consumable test book)
- Braille Mathematics reference sheet (grades 4–high school, Mathematics only)
- Braille ruler (Mathematics only)
- Braille protractor (Mathematics only)
- Additional braille paper
- Duplicate pages (when appropriate)

Unique Accommodations Guidance

Some students may require accommodations not listed in the *MAAAM*. MSDE reviews these unique accommodation requests on a case-by-case basis. Approval is granted only if the requested accommodation maintains the validity of the test score (i.e., does not alter the construct being measured) and complies with all test security requirements. Requests must be submitted to MSDE at least six weeks before the start of the testing window.

Refer to **Appendix C** for guidance on how to submit a request.

Preparing the Test Environment for Accessibility Features and Accommodations

Based on the Accommodations File, some students may require externally provided accessibility features and/or accommodations. The TA must review each student’s assigned supports and ensure the testing environment is equipped with the necessary materials. Examples include: headphones, word prediction external device, and a hard copy braille edition.

6.3 Test Administration Using Accessibility Features and Accommodations

The following accessibility features and accommodations require active support by the TA during testing.

TAs may provide the following accessibility features to a student during testing:

- General administration directions read aloud, repeated, or clarified
- Redirecting the student to the test
- Human Reader for the Mathematics Assessment (*must be identified in advance in ADAM*)
- Human Signer for the Mathematics Assessment (*must be identified in advance in ADAM*)

TAs may need to provide the following accommodations to a student with an IEP/504 plan during testing:

- Human Reader for ELA/Literacy
- Human Signer for ELA/Literacy
- Human Signer for test directions
- Human Scribe for dictated responses
- Human Scribe for signed responses
- Extended time
- Monitoring test responses

TAs may need to provide the following accommodations to a Multilingual Learner during testing:

- Extended time
- Human Scribe for Mathematics
- General administration directions read aloud, repeated, or clarified in Spanish
- Human Reader for the Mathematics assessment in Spanish (must be identified in advance and use the Human Reader script)

Special Accommodations Circumstances During Testing

For special circumstances related to the administration of accommodations, refer to the following appendices in the *MAAAM*:

- **Appendix H:** Emergency Accommodation Form for State Assessments
- **Appendix I:** Student Accommodation Refusal Form

Emergency Accommodation

If the STC determines, before or during testing, that a student requires an emergency accommodation, the Emergency Accommodation Form must be completed. An emergency accommodation may be appropriate when a student has a temporary disabling condition that interferes with test performance shortly before or during the MCAP testing window (e.g., a broken arm requiring a scribe). Emergency accommodations may only be provided if they result in a valid test score (i.e., do not alter the construct being measured) and do not violate test security requirements.

The completed form must be kept in the testing archive, and the parent/guardian/caregiver must be notified that an emergency accommodation was provided. For submission instructions, refer to **Appendix C**.

Refusal of Accommodations

If a student refuses an accommodation listed in their IEP, 504 Plan, or ML Plan, the school must document the refusal in writing. The accommodation must still be offered and available during testing.

The Student Accommodation Refusal Form must be:

- Completed and placed in the student’s file
- Sent home to the parent/guardian/caregiver on the day of the refusal

The STC should work with Test Administrators (TAs) to determine who else should be notified of the refusal. The student’s IEP, 504, or ML team may also choose to address the issue at the next team meeting.

6.4 Completing Accessible Test Administration as a Test Coordinator

The STC and TAs have no post-testing responsibilities for embedded accessibility features and accommodations, unless student responses require scribing/transcription or involve secure testing materials.

Test Coordinators (or their designee) are responsible for post-testing activities for the following accommodations provided to students with IEPs or 504 Plans:

- Assistive Technology
- Hard Copy Braille Edition
- Large Print Edition
- Braille Note-taker
- Braille Writer
- Speech-to-Text Device
- Human Scribe/Signer

STCs (or their designee) are also responsible for post-testing activities for the following accommodations provided to Multilingual Learners:

- Speech-to-Text Device
- Human Scribe
- Large Print Edition of the Mathematics Assessment in Spanish

Appendix A

Glossary of Terminology

Glossary of Terminology

This glossary contains specific terms used within this manual. For questions regarding policies not addressed in this manual or **Appendix C** in the *TCM*, contact your Maryland State Contact at mcap.msde@maryland.gov.

Term	Definition
Accessibility Features	Accessibility features are tools or preferences that are either built into the assessment system or provided externally by TAs. Accessibility features can be used by any student taking MCAP assessments. A small selection of accessibility features available to all students need to be identified in advance.
Accommodations	An accommodation is an assessment practice or procedure that changes the presentation, response, setting, and/or timing and scheduling of assessments. Accommodations are intended to remove barriers that may exist due to a student’s disability or level of English proficiency. Accommodations must be listed in the student’s approved IEP, 504 plan, or ML plan.
Accommodator	Accommodator is an individual who, under the direction of the TA, provides specific accommodations that are documented in a student’s IEP, 504 plan, or ML plan.
ADAM	The website used for the registration, setup, preparation, and management of both the paper-based and computer-based formats of the MCAP assessments. ADAM requires username and password setup. More information about setup and operation for the MCAP assessments is available in the <i>ADAM Online User Guide</i> .
Administration Time	Administration time is the total time schools should schedule for each Section, including the Section testing time and the approximate times shown in Table 2.0 for reading directions, answering questions, distributing materials, closing Sections, and collecting test materials.
Guide to Importing Accommodations File	This refers to the Personal Needs Profile. This is the data file for accessibility features and accommodations that are needed to take an MCAP assessment.
Guide to Importing Students into LaunchPad	This refers to the Student Registration File. This is the data for enrolling students that are needed to take an MCAP assessment.
IEP, 504 Plan, or ML Plan	<p>IEP refers to Individualized Education Program plan. It is a program developed to ensure that a student who has a disability and is attending an elementary or secondary educational institution receives specialized instruction and related services.</p> <p>The 504 plan refers to a plan developed to ensure that a student who has a disability and is attending an elementary or secondary educational institution receives accommodations that will ensure their academic success and access to the learning environment.</p> <p>A Multilingual Learner (ML) plan, formerly referred to as an English Learner (EL) plan, refers to a plan developed to ensure that a student who is learning English has equal rights and access to a high-quality education.</p>
LaunchPad	The website serves as a single sign on entry point to the ADAM platform used by schools and LEAs participating in MCAP assessments. It is also used for importing users and uploading student demographics.
Local Accountability Coordinator (LAC)	The LAC is the individual at the LEA/district level responsible for the overall coordination of test administration. For the purpose of this manual, the term LAC is used. In LEA 24 schools, the tasks for this role would be the responsibility of the STC.

Term	Definition
Local Educational Agency (LEA 24)	Commonly referred to as the “non-public” schools or LEA 24 schools.
Local Educational Agency (LEA)	Commonly referred to as a school district.
Maryland Comprehensive Assessment Program (MCAP)	The overarching program name for all state assessments created by Maryland educators. The MCAP will include tests in English Language Arts/Literacy, Mathematics, Science, and Social Studies.
Mathematics Tools for Administration	Mathematics tools for administration include rulers and protractors, Mathematics reference sheets, and Geometry tools. Mathematics tools for accommodations may include large print ruler, braille ruler, tactile compass, or braille protractor. See the <i>MAAAM</i> for more information on Mathematics tools for accommodations.
Multilingual Learner (ML)	Effective March 2024, the Maryland State Department of Education (MSDE) transitioned terminology from “English learner” (EL) to “multilingual learner” (ML).
Non-secure	Test materials that have been made available to the public include Practice Tests, manuals and user guides. The availability of non-secure materials does not compromise test security or score validity.
Proctor Group	In ADAM, a Proctor Group is the group of students registered to test a content area together (same time and location).
Seal Codes	A secure code required to enter each Section of the test.
Section	Each content area of the MCAP assessments is comprised of Sections. Each Section has a set administration time within a Session and is typically administered all at once. The tables in Section 2.4 of this manual provide Section details.
Section Testing Time	Section testing time is the amount of time any student who needs it must be provided to complete the Section. As such, it is the amount of testing time schools must schedule for each Section. A new Section cannot be started until all students in the Section are finished or until section testing time has expired.
Secure	A test item, reading passage, or test that has not been made available to the public. It also includes test items and student responses. For the paper-based administration, secure materials refer to test books and answer documents. For both the paper-based and computer-based administrations, secure materials also refer to Mathematics reference sheets written on by students and scratch paper written on by students.
Testing Environment	All aspects of the test surroundings during testing, this includes what a student can see, hear, or access.
Testing Incident Form (TIF)	The LAC should use this form as a model for essential elements to collect when Testing Irregularities are reported within their LEA. The LAC is to submit this form whenever a test security violation or test administration procedural deviation (Category 2 violation) from MSDE testing policy takes place.
TestNav	The application used to administer the computer-based MCAP assessment is available at https://download.testnav.com/ .

This page is intentionally blank.

Appendix B

Test Administration and Certification of Training Form and Non-Disclosure Agreement

This form must be signed by all individuals having access to test materials, including online materials, during any Maryland State Department of Education (MSDE) sponsored testing. This includes:

- School Test Coordinators (STCs);
- Test Administrators/Examiners (TAs/TEs);
- Persons designated as Proctors;
- Instructional Assistants or other personnel who provide accommodations to students with disabilities and/or students who are Multilingual Learners (ML); and
- Teachers or others who support a test administration or who have access to test materials.

Only persons who are employees or agents of the school district and who have signed this form may supervise, administer, proctor, or assist with the administration of the test. The school system must retain completed forms on file as specified in the Code of Maryland Regulations (COMAR) 13A.03.04.03D(3).

This is to certify that:

- I understand that the MSDE assessment materials are confidential, and I agree to abide by all of the regulations governing test administration and data reporting policies and procedures specified by both COMAR 13A.03.04 and my local school system.
- I have been trained for my role in the upcoming testing by a trainer authorized by my school district. I am familiar with COMAR and the district test administration regulations and have received a copy of the regulations.
- I understand that it is a breach of professional ethics to provide or alter answers, provide verbal or nonverbal clues, teach items on the test, share prompts, coach, hint, or in any way influence a student's performance during the testing. I understand that the only materials students may use are those authorized in the manuals related to the specific assessments.
- I understand that copies of test materials, including items and other documents that are identified as secure, are confidential and must be kept secure at all times. Unauthorized access, use, transportation, duplication, or reproduction of any portion of these assessment materials is prohibited.
- I understand that making notes about the content of the actual test or any part thereof, making answer keys for these test items, writing about these test items, or discussing these test items with persons not involved in the test administration (including reading passages) is prohibited. I understand that I may not provide any part of the test materials for examination or other use by any other party.
- I understand that I may not disseminate any of the test materials to any other party.
- I understand that I may not discuss the topics and/or specific content of the test materials with any other party.
- I understand that accommodations for students with disabilities must be limited to those documented in the student's IEP or Section 504 Plan, and accommodations for Multilingual Learners (ML) must be limited to those documented in the ML Plan. Accommodations may only be provided as specified in MSDE's current accommodations manual (not applicable for the KRA).
- I understand that the test must be administered on the dates specified within the allowed testing window.
- I understand the test materials must be returned to the representative authorized by MSDE by the agreed-upon date.
- I understand that, unless part of the directions for administration, I may not read any material to a student unless part of an allowable accommodation (not applicable for the KRA). Students unsure of the question or an answer should be told only to reread the question and give their best response. I understand that I can encourage students to respond to each question, but **cannot** tell students to change their responses.
- I understand that students who finish a portion of the assessment early may review their work only as permitted in the respective administration manual (not applicable for the KRA).
- If I am administering an alternate Maryland assessment, I understand that I may not inaccurately report a student's responses or "coach" a student to provide correct answers.
- **I have read the above and have been prepared for my role in the test administration.** I have received and reviewed the current administration manual(s) and agree to abide by the policies and procedures as outlined therein. I understand that violations of test administration and security provisions may include invalidation of test results, costs assessed to my district, personnel sanctions against me by my employer, and/or disciplinary action against my teaching license by the MSDE as applicable, including but not limited to licensure suspension or revocation.

Name (Please print)

Title

School Year

LEA OR LEA24 School # & Name

Signature

Date

Title 13A - STATE BOARD OF EDUCATION

Subtitle 03 GENERAL INSTRUCTIONAL PROGRAMS Chapter 04 Test Administration and Data-Reporting Policies and Procedures Authority: Education Article, §2-205, Annotated Code of Maryland

.01 Scope.

This chapter applies to:

A. Tests administered by or through the State Board of Education including but not limited to:

- (1) The Maryland Comprehensive Assessment Program (MCAP) (English and Language Arts and Mathematics);
- (2) The Maryland Integrated Science Assessment (MISA) for grades 5 and 8;
- (3) The Alternate Maryland Integrated Science Assessment (Alt-MISA) for grades 5 and 8;
- (4) The Alternative Maryland Comprehensive Assessment for Government (Alt-Gov).
- (5) The Maryland Comprehensive Assessment for Government;
- (6) The Life Science Maryland Integrated Science Assessment (LS MISA)
- (7) The Kindergarten Readiness Assessment (KRA);
- (8) The English Language Proficiency Assessment (ELPA) – ACCESS for ELLs;
- (9) The norm-referenced test or tests in use by the State;
- (10) The Educator Credentialing Tests; and
- (11) Other test instruments required by the State Board of Education;

B. Data reporting required by the State Board of Education including the data-based areas described in COMAR 13A.01.04 and other measures used to determine availability of services and funding; and

C. Local school system-owned materials that are the same as those used in any State-operated assessment program; and

D. The security and monitoring of any instrument administered by or through the State Board of Education, to include assessments and surveys.

.02 Definitions.

A. In this chapter, the following terms have the meanings indicated.

B. Terms Defined.

- (1) "Department" means the State Department of Education.
- (2) "Individual" means a student, teacher, administrator, or other school system or Department employee.
- (3) Local School System.
 - (a) "Local school system" means a public school system.
 - (b) "Local school system" includes special schools and institutions and nonpublic schools approved under COMAR 13A.09.10 that use tests administered on behalf of the State Board of Education.
 - (c) "Maryland School Performance Program (MSPP)" means a performance-based education accountability program that focuses on accountability through school improvement in the public schools.
 - (d) "Test administration" means the range of activities from procurement of secure assessment materials through the return of secure assessment materials to the Department or its agents.

.03 Local School System Test Administration and Data-Reporting Policies.

A. A local school system shall develop and adopt test administration and data-reporting policies.

B. The test administration policy shall provide for:

- (1) The security of the materials during testing and the storage under lock and key of all secure tests and test materials in all versions, including, but not limited to, answer keys, audio tapes, videotapes, compact disks (CDs), and examinee answer documents, before, during, and after testing;
 - (2) The proper administration of tests and the monitoring of test administrations;
 - (3) Training, at least annually, of appropriate personnel on the local test administration policy and procedures; and
 - (4) The prohibition of electronic devices, including personal devices, (unless required for testing or administrative purposes) in testing rooms during testing; and
 - (5) The retention of an archival document for a minimum of 6 years after the date of test administration, containing the following information for each testing group each testing day:
 - (a) Name and student identification number for each student;
 - (b) School and system names and identifiers;
 - (c) Names of the test administrators, examiners, accommodators, and proctors; and
 - (d) Unique test document identification number for each student for paper testing only.
- C. The data reporting policy shall contain:
- (1) Procedures for the accurate and timely collection, storage, and retrieval of data required by the State Board as described in Regulation .01 of this chapter;
 - (2) Procedures for reporting assessment results to parents/guardians of students within 30 days of receipt by the local school system, but no later than the 15th of September for spring assessment results.
 - (3) Procedures for the delivery of assessment results to parents/guardians by one or more of these methods:
 - (a) First-class mail;
 - (b) Backpack or student folder only if parents/guardians are notified by phone or electronically to expect the assessment results to be delivered on a date certain by that method;
 - (c) Personally at Parent/Teacher conferences; or
 - (d) Electronically through the communication system used by the local school system to keep parents/guardians informed; and

Page 2 - COMAR Text

(4) Training of appropriate personnel on data reporting procedures.

D. Test Administration and Certification of Training Forms.

(1) The Department and each local school system shall use a Department provided or approved test administration and certification of training form and a Department provided or approved nondisclosure agreement, as appropriate, for its employees.

(2) Before initially handling any test materials, and annually after that, each individual directly or indirectly involved shall sign a test administration and certification of training form or a nondisclosure agreement, whichever is applicable.

(3) All signed forms and agreements shall be retained by the Department or local school system for the duration of the individual's employment or relationship with the Department or local school system.

(4) Forms and agreements may be signed electronically using any means approved by the Department.

E. Electronic Archival of Documents. Each local school system may develop and adopt policies and procedures for the secure electronic archival of paper documents.

.04 Local School System Testing Designates.

A. All personnel involved in testing must be employees of the local school system, be trained for their role, meet the requirements of their role as described herein, and sign a Department approved Test Administration and Certification of Training Form.

B. Personnel may not serve as a Test Administrator, Proctor, or Accommodator in the same testing room as a student who is a family member or who resides within the same dwelling.

C. Testing Personnel

(1) Local Accountability Coordinators.

(a) A local superintendent of schools shall designate annually one individual per school system to serve as the Local Accountability Coordinator (LAC).

(b) The LAC shall have oversight of:

- (i) Procurement of test instruments that are used in testing programs administered by or through the State Board of Education;
 - (ii) Organization, implementation, orientation, and verification of the Maryland educational assessment programs in the school system; and
 - (iii) Administration and security of state-mandated assessments.
- (c) The name of the LAC shall be provided in writing to the Department within 10 days of the designation.
2. School Test Coordinators.

(a) Each school system shall designate one individual per school to serve as the Primary School Test Coordinator (STC).

(b) A Principal may not serve as the STC unless permission has been granted by the Department.

(c) STCs must possess a valid Maryland State Department of Education (MSDE) certificate for professional school staff.

(d) Eligible STCs include the following:

- (i) State-certified teachers.
- (ii) State-certified guidance counselors, library media specialists, school psychologists, pupil personnel workers, and school administrators (other than the Principal).
- (e) The Primary STC shall:
 - (i) Have responsibility for training and supervising school personnel in test administration policy and procedures; and
 - (ii) Be the primary point of contact with the LAC and the Department during the administration of all state assessments.
- (f) The school system may further designate, one or both, an:
 - (i) Alternate STC per school.
 - (ii) Assistant STC per state-mandated assessment.
- (3) Test Administrators (TAs)
 - (a) Selected by each public school's principal subject to review and approval by the local Superintendent.
 - (b) For any multi-state assessment consortium testing, TAs must possess a valid Maryland State Department of Education (MSDE) certificate for professional school staff.

(4) Proctors

(a) The decision to use Proctors is a local school system option.

(b) Must be under the direct supervision of an eligible TA.

(c) TAs may serve as Proctors.

(d) Proctors may include:

- (i) Instructional assistants and aides.
- (ii) Substitutes or other staff members who are employees of the school system.
- (5) Accommodators
 - (a) May provide accommodations to students during testing.
 - (b) Must be under the direct supervision of an eligible TA.
- (c) Accommodators may include:
 - (i) Test Administrators.
 - (ii) Instructional assistants and aides.
 - (iii) Substitutes or other staff members who are employees of the school system.

.05 Testing Behavior Violations.

A. It is a violation of test security for an individual to fail to follow test administration procedures promulgated by the local board of education or the State Board of Education and published in test administration manuals and related materials for mandatory tests administered by or through the State Board of Education to students or educators.

B. It is a violation of test security for an individual to:

- (1) Give examinees access to secure test items or materials before testing;
- (2) Give unauthorized individuals access to secure test items or

materials;

(3) Copy, reproduce, use, or otherwise disclose in any manner inconsistent with test security regulations and procedures any portion of secure test materials;

(4) Provide answer keys or answers orally, in writing, or by any other means, to examinees;

(5) Coach examinees during testing by giving them answers to test questions or otherwise directing or guiding their responses or altering or interfering with examinees' responses in any way;

(6) Fail to follow security regulations and procedures for distribution and return of secure test materials, or fail to account for all secure test materials before, during, and after testing;

(7) Fail to properly monitor test administration, including permitting inappropriate collaboration between or among individuals;

(8) Administer State-mandated tests on dates other than those specified by the Department;

(9) Participate in, direct, aid, counsel, assist, encourage, or fail to report any of the acts prohibited in this chapter; or

(10) Refuse to disclose information regarding test security violations.

C. The local school system shall investigate any allegations of violations of test security and report the results to the Department in a timely fashion.

.06 Data Collection and Reporting Violations.

A. It is a violation of data collection and reporting for an individual, school, or school system to:

(1) Fail to report test scores, numbers of students tested, and other indicators of test performance on mandatory tests administered by or through the State Board of Education, as well as all other data elements reported to the Department;

(2) Report incorrect or otherwise inaccurate test scores, numbers of students tested, other indicators of test performance, and participation on mandatory tests administered by or through the State Board of Education, as well as all other data elements reported to the Department; or

(3) Exclude a student or students from participation in mandatory tests administered by or through the State Board of Education except in accordance with Department-approved procedures.

B. The local school system shall investigate any allegations involving data collection or reporting violations and report the results to the Department in a timely fashion.

.07 Sanctions for Violations.

A. Invalidation of Test Scores or Other Data.

(1) An individual shall adhere to all procedures specified in all operating manuals and related materials governing the Maryland School Performance Program including the mandated testing programs.

(2) The Department:

- (a) Shall establish procedures to identify:
 - (i) Improbable test score gains or improbable changes in data in consecutive years,
 - (ii) Situations in which inappropriate collaboration between or among individuals occurs during the test administration or data collection and reporting, and
 - (iii) Any other situation which may result in the invalidation of test results or other data; and
 - (b) May invalidate test scores or other data that reflect improbable gains which cannot be satisfactorily explained through changes in the student population or instruction.
- (3) The invalidation of test results or other data because of a breach of security, or action of the State Board of Education, also invalidates any graduation, programmatic, or evaluative criteria dependent upon these data or test results.

(4) A student who causes, allows, or is otherwise involved in the presentation of forged, counterfeit, or altered identification for the purpose of obtaining admission to a test administration site for any of the tests listed in Regulation .01 of this chapter may have the test results invalidated, and may be ineligible to retake the test until the next official testing opportunity.

(5) A student who engages in any activities during testing which result in invalidation of scores may be ineligible to retake the test until the next official testing opportunity.

(6) All central office and school-based personnel whose duties involve either test administration or data collection and reporting shall be held accountable for compliance with all of the requirements described in this chapter.

B. Other Sanctions. A testing behavior violation as described in Regulation .05 of this chapter, a data collection and reporting violation as described in Regulation .06 of this chapter, or a violation of any other regulation in this chapter constitutes misconduct, insubordination, or neglect of duty for which:

- (1) Personnel sanctions may be imposed by the local school system;
- (2) The administrative credentials, teaching credentials, or both, of the violator may be suspended or revoked under COMAR 13A.12.05;
- (3) The school or school system may be censured; and
- (4) Costs incurred as the result of the violation may be recovered by the Department.

C. Mitigating Circumstances.

(1) Any mitigating circumstances shall be considered before a sanction is imposed for a testing behavior violation as described in Regulation .05 of this chapter, a data collection and reporting violation as described in Regulation .06 of this chapter, or violation of any other regulation in this chapter.

(2) An individual other than a primary violator may be sanctioned only if the individual failed to take appropriate action after learning about the violation.

D. Reasonable Person Standard. All conduct with respect to test administration and data reporting will be reviewed under a reasonable person standard, that is, what a reasonable person would do under similar circumstances.

E. Whistleblower Protection.

(1) The local school system shall not take any personnel action as retaliation against an employee who reports information that the employee reasonably believes involves a test security violation under this chapter.

(2) The local school system may take personnel action against an employee if the local school system investigates and concludes that the employee was involved in the reported test security violation.

NOTE: COMAR text current as of March 17, 2025. Please consult <http://www.dsd.state.md.us/COMAR/ComarHome.html> for any changes.

This page is intentionally blank.

Appendix C

State Policy Addendum

This page is intentionally blank.

State Policy Addendum

<p>MSDE State Contact For questions about state policies, contact the MSDE assessment office.</p>	
Telephone	Email
410-767-0083	mcap.msde@maryland.gov

Section	Issue	Maryland State Policy
	Testing Windows for ELA/L and Mathematics, MISA 5 & 8, and Social Studies 8	<p><u>General Information</u></p> <ul style="list-style-type: none"> If inclement weather, safety threats, or technology problems affect the LEA or a specific school's testing schedule, the LAC should contact MSDE to discuss possible modifications to the testing window. MSDE state testing windows are posted at https://marylandpublicschools.org/about/Pages/DAAIT/Assessment/index.aspx. STCs should consult their local calendar for specific dates for their LEA. All primary and make-up online testing must take place during the designated MSDE state testing window. All STCs are expected to enter their testing schedule on the Statewide Schedule Tool at itempra.org/schedule. Contact your LAC for directions on entering schedules.
	Load Organizations in ADAM	Loaded by State
	Load LAC Users in ADAM	Loaded by State
	Load Organization Participation Data File in ADAM	Loaded by State
	LAC or STC Load Student Registration Data	Data File loaded by LACs, STCs in LEA 24 schools, or designated Data Manager. STCs can complete individual student registrations as needed per the policy of the local school system.
	Receive Materials	Each Local School System or LEA 24 school should receive initial deliveries of manuals and paper test materials at least 10 school days prior to the start of their testing window.

Section	Issue	Maryland State Policy
	<p>Additional Orders Window— All Materials</p>	<p>The additional order window begins for each LEA or LEA 24 school when their initial orders arrive in schools and are inventoried.</p> <p>All additional orders of secure materials must be submitted and approved in order to receive the materials and complete testing by the end of the paper testing window.</p> <p>LACs should approve all additional orders placed by schools in their LEA or LEA 24 schools. MSDE and Pearson will monitor additional orders for orders above a specific threshold.</p> <p>MSDE may require LACs to confirm unusually large additional orders before approval.</p> <p>ALL additional orders will take up to 7 business days from approval to arrive in schools.</p>
	<p>Return Materials</p>	<p>Paper Test Return Materials should be shipped out of schools within 5 days of the conclusion of their testing window(s). The LEA or school will be responsible for any cost to return any materials shipped beyond this final date.</p>
<p>1.2 3.3.2</p>	<p>Qualifications and Responsibilities for STCs, TAs, and Proctors (13A.03.04.04)</p>	<p>STCs must be certified education professionals including:</p> <ul style="list-style-type: none"> • State-certified academic classroom teachers • Other state-certified teachers who teach in Special Education, Gifted and Talented, and ML programs • State-certified teachers in physical education, health, dance, art, family and consumer sciences, industrial arts, and technology education • State-certified guidance counselors, library media specialists, school psychologists, pupil personnel workers, and school administrators* <p>*Principals cannot serve as STCs unless a “Request for a Waiver to the Eligibility Requirements for STC” has been submitted to and approved by MSDE. Principals may serve as TAs.</p> <p>TAs, proctors, and accommodators are not required to be certified education professionals.</p> <p>Any personnel involved in the administration of a test must be trained by the STC.</p>
<p>2.1.3</p>	<p>Maryland Test Administration and Certification of Training Form and Non-Disclosure Agreement</p>	<p>Anyone administering or assisting with the MCAP test in Maryland must sign the Maryland Test Administration and Certification of Training Form and Non-Disclosure Agreement. Anyone who has access to MCAP secure materials, including technology with an active test, but does not administer the test must also sign this document.</p> <p>The signed forms (electronic or paper) must be maintained by the LEA or school for six years. The LAC may require a copy (either paper or electronic) of each form be submitted to the LEA office. Individuals may also maintain a copy of these forms for their records.</p> <p>The STC completes forms including copies of sign-in sheets, training dates, and make-up training that indicate all staff involved in the testing have been trained.</p>

Section	Issue	Maryland State Policy
2.2.1	Observation Policies	<p>MSDE will send representatives to schools throughout the state to monitor and observe testing to ensure that standardized testing procedures are being followed. Schools will not be notified in advance of a monitor’s visit. All monitors will follow local procedures for reporting to the school’s main office and signing the school’s visitor log. Monitors will also sign a Maryland Test Administration and Certification of Training Form and Non-Disclosure Agreement form as requested by the school and provide a copy of a memorandum from the Assistant State Superintendent for Assessment, Accountability, and Performance Reporting giving authorization to monitor testing. LEAs that permit central office personnel to make observations during MCAP testing must train personnel involved on proper test security procedures and have all personnel sign a Maryland Test Administration and Certification of Training Form and Non-Disclosure Agreement.</p> <p>Under no circumstances may an observer, technology coordinator, or anyone assisting with the administration of the assessment photograph or make any recordings before, during, or after the assessment.</p>
2.2.2 4.1.4 4.2.3 4.3.2 4.3.3	Requirements for Reporting a Testing Irregularity or Security Breach	<p>The STC must call the LAC immediately upon discovering a testing irregularity/security breach. The LAC determines whether the incident must be reported to MSDE immediately by contacting the State Test Security Officer or whether the incident can be reported using the Maryland Test Integrity & Protection System. The STC submits all Forms to Report a Testing Irregularity or Security Breach to the LAC within two school days. The LAC submits the documents to the state within five days of the incident.</p> <p>The LAC should contact MSDE immediately if a testing disruption occurs that may require a modification to the testing window or threatens a school’s ability to complete testing for any students.</p> <p>The STC should contact the LAC for any tests that have been started with incorrect accommodations or that need to be voided for any reason.</p>
2.3	Materials Allowed ONLY AFTER a Student’s Test Has Been Submitted and the Student’s Secure Materials Have Been Collected	<ul style="list-style-type: none"> • Recreational books • Pamphlets, magazines, or periodicals • Students may not access any electronic devices
	Instructions for Students AFTER a Student’s Test Has Been Submitted and After All Secure Materials Have Been Collected	<p>LACs can set the policy for all schools in their LEA or leave the decision to individual schools.</p> <p>The options are listed below.</p> <ul style="list-style-type: none"> • After the student has checked their work, the student must sit quietly until the Section has ended. • After the student has checked their work, the TA dismisses the student. • After the student has checked their work, the student may sit quietly and use allowable materials.

Section	Issue	Maryland State Policy
2.4.4	Break Policies	<p>Individual Bathroom Breaks: Student requests a bathroom break within their overall allotted testing time. Student’s testing time does not stop.</p> <p>In-Chair Stretch Break: Student pauses and stretches. Student’s testing time does not stop.</p> <p>Medical Breaks: Student takes a break due to existence or sudden onset of a temporary or long-term medical condition. Student’s testing time stops during a medical break.</p> <p>Other Frequent Breaks: If a student with an IEP, 504, or ML plan (or other ML documentation) documents the need for frequent breaks not listed in the three categories above. A student’s testing time stops.</p>
3.2.1	Requirements for Completing the Accommodations File	<p>The task of importing accommodations is completed by the LAC or appointed staff in the LEA, with the exception of LEA 24 schools where the STC completes these tasks.</p> <p>The initial submission of students on the Accommodations File ensures students are assigned their testing accommodations in their IEP/504/ML plan(s).</p>
2.4.2 4.1.5	Additional Requirements for Make-Up Testing	<p>Computer-Based Testing Students needing any make-up test may take the assessment out of order (excluding CAT and MST).</p> <p>Paper-Based Testing Students taking any Spring assessments may take a Section out of order during make-up testing. The TA must carefully monitor that students do not work in any Section previously taken.</p> <p>*For students who have to leave the testing environment early (e.g., illness, etc.), STCs must note the time remaining so the student can pick up seamlessly during their make-up session.</p>
3.9.1 3.10.1	Additional Requirements for Paper-Based Test Materials	<p>The LAC may require additional procedures for maintaining and processing testing materials.</p> <p>The LEA and all schools should open and inventory their secure materials deliveries immediately.</p> <p>Any discrepancy should be reported to the LAC immediately.</p>
5.2.4	Shipping Procedures for Paper-Based Materials	<p>Test materials are shipped directly to the STC. The STC must contact MVP directly to schedule “Return Service” pickup by the designated date unless directed otherwise by the LAC. Returning materials beyond the designated date will require that the school or LEA pay for traceable shipping.</p> <p>Maryland Pickup Instructions should include:</p> <ul style="list-style-type: none"> • The STC must contact MVP at 888-886-0780 before 4:00 PM EST <u>48 hours</u> in advance of requested pickup day. • Provide LEA & School # • Provide box count for Scorable & Non-scorable • Provide pickup hours

Section	Issue	Maryland State Policy
3.10.4	Approving Additional Orders	<p>Pearson and MSDE will be approving additional orders placed by schools or the LEA. Additional orders will not be processed until they are approved.</p> <p>Paper tests will be limited to students whose IEP or 504 plan specifies this mode of testing or in unique situations approved by MSDE.</p>
4.2.3 5.2.2	Steps for Missing, Damaged and/or Contaminated Materials	<p>Schools call the LAC immediately upon discovering missing, damaged and/or contaminated materials. The LAC contacts the MSDE.</p> <p>The school submits the Form to Report Contaminated, Damaged, or Missing Materials, available in Appendix E of the <i>Test Coordinator Manual</i>, to the LAC.</p> <p>The STC should transcribe any responses that have not been contaminated and then allow the student to continue in the new book. If a test cannot be transcribed, the STC should provide a new test book and allow the student to retake the test.</p> <p>All unusable damaged or contaminated materials must be securely destroyed by the STC. The STC must document the barcode number of the book.</p>
4.3.1	Procedures for Dismissing Students for Misconduct	<p>TAs, STCs and school administrators may collaborate and use their discretion when removing students from testing for behavior that is disruptive to the testing environment for other students.</p> <p>The LAC should be contacted and in conjunction with the school, decide how to proceed with testing for those students. The students may be given a chance to complete the unfinished testing time or it may be decided to end testing for those students.</p> <p>Under no circumstances can a TA make a unilateral decision to invalidate a test.</p>
5.2.2	Transcription Policy for Computer-Based Testing	No additional instructions. Follow procedures outlined in the <i>MAAAM</i> .
5.2.3	Applying Student ID Labels for Paper-Based Testing	Labels may be applied any time prior to the start of paper testing.
5.1.5 5.2.7	Requirements for Archiving Security Forms	Security forms must be maintained in the school for a minimum of six (6) years as per COMAR regulations.
6.1 6.2 6.3 6.4	Procedures for Accessibility and Accommodations	<p>The maximum administration size for test groups receiving the Human Reader accommodation for English Language Arts/Literacy or accessibility feature for Mathematics must not exceed five students. Students must receive a Human Reader in the same manner during instruction in order to be tested with a Human Reader during assessment.</p> <p>If any student responses were printed from an assistive technology device or recorded separately on blank paper (or on other external devices) and were used for transcription then these responses must be securely destroyed by the STC.</p>

Section	Issue	Maryland State Policy
6.3	Steps for Unique and Emergency Accommodations	<p>Unique Accommodations Forms must be submitted to MSDE six weeks before the MCAP assessment begins. Please check the state testing calendar for due dates. (For LEA 24 schools, the form is completed and forwarded to the student’s home LEA at least 3 weeks prior to the MSDE due date for submission.)</p> <p>Emergency Accommodations are approved by the LAC at the LEA or LEA 24 level based upon the examples included in the form. All other emergency accommodations that are not reflected in the Maryland emergency accommodation form will require state approval.</p>
	Translation Policy	<p>The Spanish form will be available for use in MD for students who have attended school in the U.S. for less than three years and had prior instruction in the assessed content in Spanish either in their home country or in a U.S. school.</p>
	Braille Transition Plan	<p>Maryland has transitioned to UEB for braille for ELA. For Mathematics, Maryland will continue to use Nemeth Code.</p>
	Home Schooled and Home and Hospital Testing	<p>Maryland Schools will follow the same procedures testing Home Schooled and Home and Hospital students as they do for the other Maryland state testing programs.</p>
	Scorable/Nonscorable Paper Test Books and Online Test Submissions	<p>PAPER</p> <p>SCORABLE— If a student sits for any part of any Section in a test administration, that student’s Test Book must be submitted as scorable unless it is to be voided, which will result in no score or participation being reported.</p> <p>NONSCORABLE—All Test Books that have not been used for testing or have been transcribed (i.e., large print) onto other Test Books, must be submitted as nonscorable.</p> <p>ONLINE</p> <p>Marked Complete is no longer a status. Student should be in Completed status or Submitted.</p>

Appendix D

Testing Incident Form

The LAC is responsible for submitting a Testing Irregularity Form (TIF) to MSDE within five business days of the incident. The TIF must be completed and uploaded to the Maryland Test Integrity & Protection System (MTIPS) by the LAC within five business days, unless otherwise directed by the LAC or the MSDE Test Security Officer.



TESTING INCIDENT FORM (TIF)

The **Local Accountability Coordinator (LAC)** must submit a Testing Incident Form (TIF) whenever a test security breach or a procedural deviation from MSDE testing policy occurs. *The local school system shall investigate any allegations of test security and report the results to the Department in a timely fashion* (COMAR 13A.03.04.05C). This form must be submitted to MSDE within **five (5)** days of the incident. Timely reporting ensures prompt follow-up and resolution. Once complete, the LAC should upload the TIF to MOVEit for MSDE processing. Be sure to include any relevant supporting documents, such as written statements from those involved.

Contact MSDE's Test Security Officer, Jeremy Marcus-Wenger (jeremy.marcus-wenger@maryland.gov), with any questions or concerns.

*******Please do not handwrite or alter this document. Only use this version as provided.*******

DATE OF INCIDENT	DATE OF REPORT	TEST	LEA	SCHOOL (4-DIGIT NUMBER & NAME)	NAME & TITLE OF INDIVIDUAL SUBMITTING THE TIF
		--Choose--	--Choose--		
# OF STUDENTS INVOLVED	# OF STAFF INVOLVED	BRIEF DESCRIPTION OF INCIDENT			
		If using "Other/Not specified here," please explain in the Detailed Description below. <div style="border: 1px solid black; padding: 2px; width: fit-content; margin: 0 auto;">--Choose--</div>			

DETAILED DESCRIPTION OF INCIDENT

Provide as much detail as possible in your investigation. The State Test Administration and Security Committee (STASC) depends on your thoroughness, assessment, and credibility determinations to respond efficiently and close cases promptly.

INVESTIGATION STEPS TAKEN

Describe what actions you have taken (or plan to take) to determine the validity of the offense.

STUDENT & PERSONNEL IDENTIFYING INFORMATION

For score invalidation by MSDE, include: Student Name, Pupil ID, Grade, Date of Birth, Student Pre-ID or Generic Barcode Number, Test Book Lithicode. For personnel, provide the name of the STC, TA, and other personnel involved.

RESOLUTION

Describe what steps were taken to rectify the situation and to prevent future occurrences.

PERSONNEL ACTION/SANCTION (To be completed by LAC)

The LAC should confer with legal counsel before imposing any sanction(s) consistent with local policy.

This page is intentionally blank.

Appendix E

Form to Report Contaminated, Damaged, or Missing Materials



2025–2026 MCAP Assessment Form to Report Contaminated, Damaged, or Missing Materials

Instructions:

1. Follow the instructions in the *Test Coordinator Manual* if test materials become contaminated, damaged, or missing (Section 5.2.2).
2. Then report the incident using this form to describe the circumstances. For special instructions on reporting instances of damaged or missing materials, Test Coordinators should refer to **Appendix C** and follow MSDE procedures.
3. Submit the form to Pearson and according to MSDE policy in **Appendix C** to either your LAC or your MCAP State Contact.

State _____ Fall Spring Summer

Contact Name _____ Contact Phone and Ext _____

Contact Person's Role _____

Contact Email _____

School Name _____ School Organization Code _____

LEA Name _____

LEA/LEA 24 Organization Code _____

Complete this form and submit the completed form via email:
 AQMCAPProgramDeliveryTeam@grp.pearson.com

Document Type/Subject/Grade	Quantity	Security Barcode or Range of Barcode Numbers	Description of Circumstances
Example Grade 10 ELA Test Book	1	123456789-0	Student had a nosebleed on the book and it has now been destroyed according to LEA protocol.

Appendix F

Post-Test Certification Form



2025–2026 MCAP Assessment Post-Test Certification Form

This form is to be completed by the School Test Coordinator after test administration.

By submitting this form, I certify that administration of the MCAP Assessments has been completed at the following school according to MSDE security policies. All known security breaches and testing irregularities have been properly reported.

Fall
 Spring
 Summer

First Name	Last Name
School Name	School Organization Code
LEA Name	LEA Organization Code
Content/Administration Dates	Phone Number and Ext
Were any Forms to Report a Testing Irregularity or Security Breach submitted for the school? <input type="checkbox"/> Yes <input type="checkbox"/> No	
All secure test materials have been returned to Pearson. Any secure test materials not returned to Pearson have been tracked, destroyed and/or reported using the Form to Report Contaminated, Damaged, or Missing Materials.	
Ship back date	Number of scorable boxes shipped _____
	Number of nonscorable boxes shipped _____
Were any Forms to Report Contaminated, Damaged or Missing Materials submitted for the school? <input type="checkbox"/> Yes <input type="checkbox"/> No	
Full Name (printed)	Date
School Test Coordinator Signature	
Principal (if different from above) Full Name (printed)	Date
Principal's Signature	

Appendix G

MCAP Administration Cheat Sheet

Assessment	Must Answer to Continue	Must start in section 1	Adaptive	Must take sections in order	Must be moved to the next section	How student is moved to next section
Mathematics 3-8 & Algebra 1 <i>(Regular Online Version)</i>	Yes	Yes	Yes – Computer Adaptive	Yes	Yes – if student does not submit the section	By STC using Submit Section
Mathematics 3-8 & Algebra 1 <i>(Accommodated Version)</i> *	No	Not required	No	No	Yes – if student does not submit the section or if sections out of order has been used prior	By STC using Move to Section
Algebra 2 & Geometry	Yes	Not required	No	No	Yes – if student does not submit the section or if sections out of order has been used prior	By STC using Move to Section
ELA 6-8 & 10 <i>(Regular Online Version)</i>	Yes	Yes	Yes – Multi-Stage Test	Yes	Yes – if student does not submit the section	By STC using Submit Section
ELA 3-5 <i>(Regular Online Version)</i>	Yes	Not required	No	No	Yes – if student does not submit the section or if sections out of order has been used prior	By STC using Move to Section
ELA 3-8 & 10 <i>(Accommodated Version)</i> *	No	Not required	No	No	Yes – if student does not submit the section or if sections out of order has been used prior	By STC using Move to Section
MISA 5 & 8	No	Not required	No	No	Yes – if student does not submit the section or if sections out of order has been used prior	By STC using Move to Section
Social Studies 8	No	Not required	No	No	Yes – if student does not submit the section or if sections out of order has been used prior	By STC using Move to Section

* ASL, Assistive Technology Screen Reader, Assistive Technology Non-Screen Reader, Closed Caption, Text-to-Speech, Human Signer, Human Reader, and Spanish assessments are accommodated.

Note: Students who do not finish one or more sections will remain in the in-progress status until Pearson submits them for scoring which will take place the day after the administration.



MD00103898